

# SOUTHEASTERN CONFERENCE®

2023 BASEBALL

FINAL

## COLLEGE WORLD SERIES RESULTS

All times Eastern; Rankings reflect highest among major polls

### Friday, June 16

#6 Oral Roberts 3, #8 TCU 5  
#2 Florida 6, #5 Virginia 3

### Saturday, June 17

#1 Wake Forest 3, #3 Stanford 2  
#3 LSU 6, #6 Tennessee 3

### Sunday, June 18

#8 TCU 4, #5 Virginia 3  
#2 Florida 5, #6 Oral Roberts 4

### Monday, June 19

#6 Tennessee 6, #3 Stanford 4  
#1 Wake Forest 3, #3 LSU 2

### Tuesday, June 20

#8 TCU 6, #6 Oral Roberts 1  
#3 LSU 5, #6 Tennessee 0

### Wednesday, June 21

#2 Florida 3, #8 TCU 2  
#3 LSU 5, #1 Wake Forest 2

### Thursday, June 22

#3 LSU 2, #1 Wake Forest 0 (11 inn.)

### Saturday, June 24 - CWS Finals

#3 LSU 4, #2 Florida 3 (11 inn.)

### Sunday, June 25 - CWS Finals

#2 Florida 24, #3 LSU 4

### Monday, June 26 - CWS Finals

#3 LSU 18, #2 Florida 4



## EASTERN DIVISION

	SEC	Pct.	GB	All	Pct.	H	A	N	Div.	T25	T10	L10	Strk
#Florida	20-10	.667	-	54-17	.761	36-7	11-7	7-3	12-6	23-10	15-8	8-2	L1
%Vanderbilt	19-11	.633	1.0	42-20	.677	26-8	8-9	8-3	10-8	18-12	14-7	7-3	L2
South Carolina	16-13	.552	3.5	42-21	.667	29-7	10-12	3-2	11-7	12-13	8-10	5-5	L2
Tennessee	16-14	.533	4.0	44-22	.667	33-5	7-13	4-4	9-9	16-12	11-11	6-4	L1
Kentucky	16-14	.533	4.0	40-21	.656	29-7	11-13	0-1	9-9	12-14	5-9	5-5	L2
Georgia	11-19	.367	9.0	29-27	.518	20-13	7-12	2-2	5-13	11-14	9-9	4-6	L1
Missouri	10-20	.333	10.0	30-24	.556	19-4	7-18	4-2	7-11	6-12	4-9	5-5	L4

## WESTERN DIVISION

	SEC	Pct.	GB	All	Pct.	H	A	N	Div.	T25	T10	L10	Strk
#Arkansas	20-10	.667	-	43-18	.705	32-6	7-9	4-3	14-4	13-8	6-5	5-5	L1
^LSU	19-10	.655	.5	54-17	.761	33-7	12-5	9-5	12-6	20-8	11-6	8-2	W1
Auburn	17-13	.567	3.0	34-23-1	.595	23-11-1	8-10	3-2	9-9	5-10	5-8	6-4	L4
Alabama	16-14	.533	4.0	43-21	.672	30-8	9-11	4-2	9-9	8-14	4-12	6-4	L2
Texas A&M	14-16	.467	6.0	38-27	.585	22-13	9-11	7-3	8-10	14-19	9-12	6-4	L2
Mississippi State	9-21	.300	11.0	27-26	.509	16-16	6-8	5-2	8-10	4-12	3-12	3-7	L2
Ole Miss	6-24	.200	14.0	25-29	.463	17-15	6-13	2-1	3-15	5-18	1-11	2-8	L6

^NCAA Champion; #SEC Co-Champion; %SEC Tournament Champion

- For the 15th time, an SEC team won the College World Series as LSU defeated Florida in Game 3 of an All-SEC CWS. It marked the seventh national title for LSU.
- At least one SEC team has reached the College World Series finals for the 14th time in the last 15 tournaments. This marked the fifth time two SEC teams played in the finals and the third time in the last six tournaments.
- An SEC team claimed the national championship for the fourth consecutive tournament - all by four different programs. Vanderbilt won in 2019, Mississippi State in 2021, Ole Miss in 2022 and LSU in 2023.
- The SEC has claimed nine national titles by six different teams since 2009. Eight SEC teams will have finished runner-up in that period.
- The SEC led all conferences with three teams (Florida, LSU, Tennessee) in the 2023 College World Series. This was the sixth consecutive CWS in which the SEC has had more teams in the field than any other conference. Nine different SEC programs have made a trip to Omaha for the College World Series since 2021.
- This marked the first time that nine SEC teams won at least 16 conference games.
- A record-tying and nation-leading six SEC baseball teams advanced to the NCAA Super Regionals. Six SEC teams have advanced to the Super Regionals in five of the last seven tournaments.
- A record-tying and nation-leading 10 SEC baseball teams earned NCAA Tournament bids. This marked the fourth time that 10 SEC teams earned NCAA Tournament bids. Ten teams were also selected in 2014, 2018 and 2019.
- A record eight SEC programs were selected among 16 NCAA Regional hosts. The previous record was seven SEC hosts in 2016 and 2021.
- Winners of the individual SEC awards as voted on by the league's head coaches were: LSU's Dylan Crews (Player of the Year), LSU's Paul Skenes (Pitcher of the Year), Georgia's Charlie Condon (Freshman of the Year), Alabama's Andrew Pinckney and Georgia's Ben Anderson (Co-Scholar-Athletes of the Year), and Arkansas' Dave Van Horn (Coach of the Year).
- A total of 109 SEC baseball student-athletes were eligible to wear the SEC graduate patch on their uniforms, signifying that they have earned their college degrees.
- A total of 88 players formerly from SEC schools were named to MLB opening day rosters. No other conference had more than 52 players on opening day rosters.
- Total attendance for baseball games on SEC campuses this season was more than 2.99 million.



# 2023 NCAA Division I Baseball Championship

**Regionals**  
June 2-5  
\*Campus or Neutral Sites  
Double Elimination  
First-Round Pairings  
Best-of-Three Games


**Super Regionals**  
June 9-11 or June 10-12  
\*Campus or Neutral Sites  
Double Elimination  
First-Round Pairings  
Best-of-Three Games

**Men's College World Series (MCWS)**  
June 16-25/26  
\*Campus or Neutral Sites  
Double Elimination  
First-Round Pairings  
Best-of-Three MCWS Finals

**Men's College World Series (MCWS)**  
June 16-25/26  
\*Campus or Neutral Sites  
Double Elimination  
First-Round Pairings  
Best-of-Three MCWS Finals

**Super Regionals**  
June 9-11 or June 10-12  
\*Campus or Neutral Sites  
Double Elimination  
First-Round Pairings  
Best-of-Three Games

**Regionals**  
June 2-5  
\*Campus or Neutral Sites  
Double Elimination  
First-Round Pairings  
Best-of-Three Games

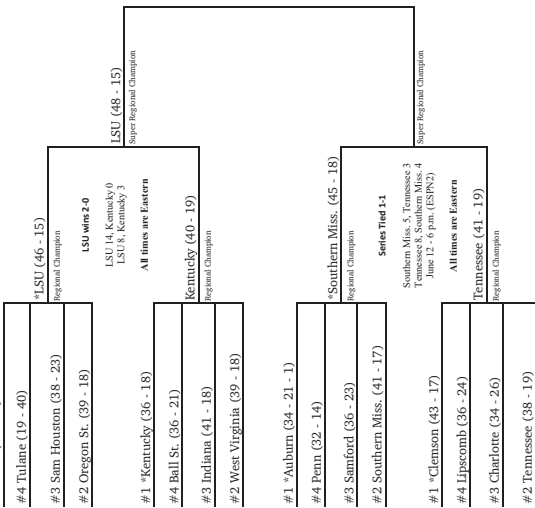


## 2023 SEC Baseball



### National Top 16 Seeds

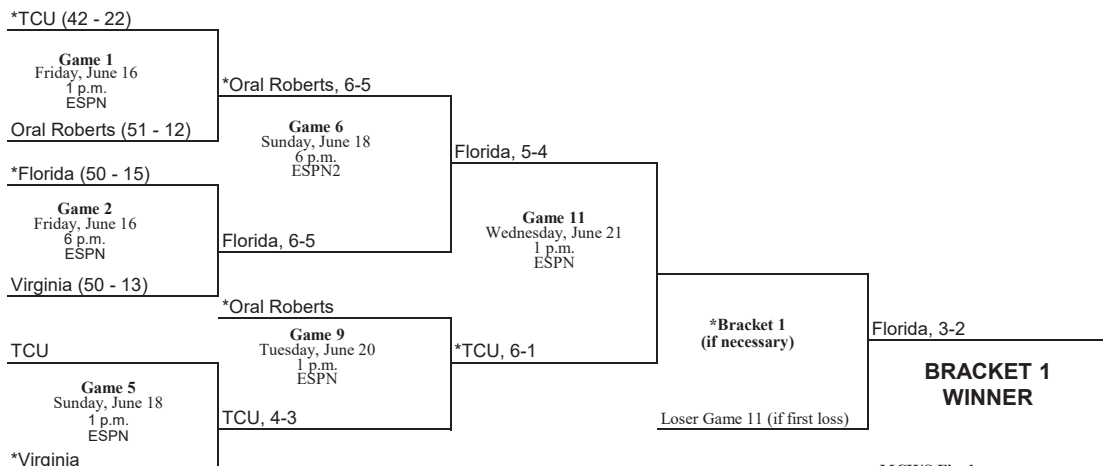
- Wake Forest (47 - 10)
- Florida (44 - 14)
- Arkansas (41 - 16)
- Clemson (43 - 17)
- LSU (43 - 15)
- Vanderbilt (41 - 18)
- Virginia (45 - 12)
- Stanford (38 - 16)
- Miami (FL) (40 - 19)
- Coastal Carolina (39 - 19)
- Oklahoma St. (41 - 18)
- Kentucky (36 - 18)
- Auburn (34 - 21 - 1)
- Indiana St. (42 - 15)
- South Carolina (39 - 19)
- Alabama (40 - 19)





**2023 NCAA Men's College World Series**  
**Charles Schwab Field Omaha - Omaha, Nebraska**  
**June 16-25/26**

**BRACKET 1**



**BRACKET 2**



**MCWS Finals**  
 Florida home team for games 1 and 3  
 (Best two-of-three and all games on ESPN)  
 Game One - LSU 4, Florida 3 (11 innings)  
 Game Two - Florida 24, LSU 4  
 Game Three - LSU 18, Florida 4

**LSU**  
**NATIONAL CHAMPION**

All times Central and subject to change. \*Home Team

\*Bracket 1 will be necessary if the winner of Game 9 also wins Game 11.

\*\*Bracket 2 will be necessary if the winner of Game 10 also wins Game 12.

#MCWS Finals Game 3 will be necessary if the winner of MCWS Finals Game 1 loses MCWS Finals Game 2.

© 2023 National Collegiate Athletic Association. No commercial use without the NCAA's written permission.



**BRACKET ONE**

**#6 South Carolina 9 (H)**

Tuesday - 9:30 a.m.  
Session 1 - Game 1  
Single Elimination

**#3 LSU 10 (H)**

Wednesday - 9:30 a.m.  
Session 3 - Game 5  
Double Elimination

**#6 South Carolina 3**

**#2 Arkansas 6 (H)**

Wednesday - 1:25 p.m.  
Session 3 - Game 6  
Double Elimination

**#10 Texas A&M 5**

**#6 South Carolina 0**

Thursday - 9:30 a.m.  
Session 5 - Game 9  
Double Elimination

**#10 Texas A&M 5 (H)**

**#9 Alabama 7 (H)**

Thursday - 12:40 p.m.  
Session 5 - Game 10  
Double Elimination

**#5 Auburn 4**

**#8 Kentucky 0 (H)**

Tuesday - 5:50 p.m.  
Session 2 - Game 3  
Single Elimination

**#1 Florida 7 (H)**

Wednesday - 5:50 p.m.  
Session 4 - Game 7  
Double Elimination

**#9 Alabama 6**

**#4 Vanderbilt 6 (H)**

Wednesday - 9:40 p.m.  
Session 4 - Game 8  
Double Elimination

**#5 Auburn 4**

**#5 Auburn 10 (H)**

Tuesday - 8:55 p.m.  
Session 2 - Game 4  
Single Elimination

**#12 Missouri 4**

**#10 Texas A&M 5 (H)**

Friday - 3 p.m.  
Session 7 - Game 13  
Double Elimination

**#3 LSU 4**

**#10 Texas A&M 5 (H)**

Saturday - Noon  
Session 8 - Game 15  
Single Elimination

**#2 Arkansas 4**

**#10 Texas A&M 4**

SEC TOURNAMENT  
CHAMPIONSHIP GAME

**#4 Vanderbilt**

**#9 Alabama 2 (H)**

Friday - 6:50 p.m.  
Session 7 - Game 14  
Double Elimination

**#4 Vanderbilt 11 (H)**

Saturday - 4 p.m.  
Session 8 - Game 16  
Single Elimination

**#1 Florida 6**

**Vanderbilt 10 (H)**

Sunday - 2 p.m.  
Session 9 - Game 17

**2023 SEC BASEBALL TOURNAMENT**  
**MAY 23-28**  
**HOOVER METROPOLITAN COMPLEX**  
**HOOVER, ALA.**



All times Central  
The second game of each session will begin approximately 30 minutes after the conclusion of the first game.  
Games 1-16 to air on SEC Network; Game 17 to air on ESPN2. TV designations are subject to change.  
(H) indicates home team

## 2023 SEC Baseball

### SEC Teams vs. Non-Conference In 2023

America East	5-1	.833
Atlantic Coast	19-11	.633
Atlantic 10	7-0	1.000
Atlantic Sun	28-6	.824
American	7-2	.778
Big East	4-1	.800
Big South	20-1	.952
Big Ten	16-6	.727
Big 12	15-8	.652
Big West	2-0	1.000
Colonial	6-1	.857
Conference USA	22-7	.759
Horizon League	8-1	.889
Ivy League	7-4	.636
Metro Atlantic Athletic	3-0	1.000
Mid-American	5-0	1.000
Mid-Eastern Athletic	0-0	-
Missouri Valley	18-2	.900
Mountain West	2-0	1.000
Northeast	3-0	1.000
Ohio Valley	17-3	.850
Pac-12	11-6-1	.639
Patriot	1-0	1.000
Southern	14-1	.933
Southland	13-4	.765
Southwestern Athletic	20-0	1.000
Summit League	3-0	1.000
Sun Belt	19-7	.731
West Coast	8-3	.727
Western Athletic	6-2	.750
Independents	0-0	-
Non-Division I	0-0	-
<b>Total</b>	<b>309-77-1</b>	<b>.800</b>

### Media Services

#### SEC Baseball Communications Contacts

School	Name	Email	Phone
Alabama	Alex Thompson	athompson@ia.ua.edu	(205) 348-6084
Arkansas	Oliver Grigg	ogrigg@uark.edu	(479) 502-6577
Auburn	George Nunnelley	gnunnelley@auburn.edu	(334) 844-9656
Florida	Sullivan Bortner	SullivanB@gators.ufl.edu	(352) 375-4683
Georgia	Christopher Lakos	clakos@sports.uga.edu	(706) 542-1621
Kentucky	Matt May	matt.may@uky.edu	(859) 257-8504
LSU	Bill Franques	wfranqu@lsu.edu	(225) 578-2527
Ole Miss	Kyle Birnbrauer	kyleb@olemiss.edu	(662) 816-3671
Mississippi State	Travis Rae	trae@athletics.msstate.edu	(715) 205-0324
Missouri	Eric Doennig	ericdoennig@missouri.edu	(573) 882-3241
South Carolina	Kent Reichert	kentr2@mailbox.sc.edu	(803) 777-5257
Tennessee	Sean Barows	sbarows@utk.edu	(865) 974-7478
Texas A&M	Ben Rikard	brikard@athletics.tamu.edu	(936) 554-2077
Vanderbilt	Will Owens	will.owens@vanderbilt.edu	(502) 718-2525
SEC	Ben Beaty	bbeaty@sec.org	(205) 458-3000

### 2023 SEC Baseball Attendance Figures

School	Stadium Capacity	Home Games	Total Home Attendance	Avg. Home Attendance	Home Season High
Alabama	5,867	38	144,302	3,797	5,800 (7x:6/4)
Arkansas	10,737	38	370,940	9,762	11,121 (6/4)
Auburn	4,096	35	129,951	3,713	4,097 (3x; 3/11)
Florida	7,000	43	265,354	6,171	8,851 (6/10)
Georgia	3,420	33	103,071	3,123	3,852 (5/6)
Kentucky	5,000	36	104,843	2,912	6,796 (6/5)
LSU	10,326	40	447,527	11,188	13,068 (3/30)
Ole Miss	11,477	32	323,047	10,095	11,661 (4/22)
Mississippi State	15,000	30	332,838	11,095	16,423 (4/15)
Missouri	3,031	26	41,393	1,592	2,764 (3/19)
South Carolina	8,242	36	256,075	7,113	8,242 (11x; 5/20)
Tennessee	4,387	38	166,045	4,370	5,037 (3/4)
Texas A&M	6,100	34	188,196	5,535	6,820 (4/15)
Vanderbilt	3,802	34	125,732	3,698	3,802 (18x; 6/4)
<b>Total</b>		<b>493</b>	<b>2,999,314</b>	<b>6,084</b>	<b>16,423 (4/15)</b>

### 2022-2023 SEC Baseball Time of Game Data

#### All Games (Non-Conference and Conference Games)

2022	2023
Nine-inning games: 550	Nine-inning games: 499
Average time of game: 3:11	Average time of game: 2:54

#### SEC Games Only

2022	2023
Nine-inning games: 194	Nine-inning games: 168
Average time of game: 3:10	Average time of game: 2:51

#### Games Ending Via 10-Run Rule

Total: 86  
 SEC games only: 28  
 Run rule wins (SEC games only): Alabama (3), Kentucky (3), LSU (3), South Carolina (3), Tennessee (3), Auburn (2), Texas A&M (2), Vanderbilt (2), Florida (2), Missouri (2), Arkansas (1), Georgia (1), Mississippi State (1)

### Players of the Week

The SEC will name a player, freshman and pitcher of the week each Monday during the regular season. The awards will be released for Monday afternoon. Nominations for the awards are made each week by the baseball sports information contacts at each SEC institution. The award winners are chosen by a vote of the SEC communications staff.

### SECSports.com

SEC baseball information is updated daily at SECSports.com. The site will contain standings, schedules, results, and the SEC's weekly baseball release. To access statistics, click the "Media" tab of the baseball page on SECSports.com.

### Email List

Press releases and information pertaining to SEC baseball will be emailed to the media throughout the year. Accredited media can be added to the list by contacting Ben Beaty at bbeaty@sec.org.

### SEC Tournament

Information on media credential requests for the 2023 SEC Tournament in Hoover will be available later in the season. For further information concerning media coverage of the 2023 SEC Tournament, please contact the SEC Communications Office.

### 2023 NCAA Tournament Dates

June 2-5	NCAA Regionals	Campus Sites
June 9-12	NCAA Super Regionals	Campus Sites
June 16-26	College World Series	Omaha, Neb.



## 2023 SEC Baseball

### National Rankings

Baseball America	Collegiate Baseball	D1Baseball	NCBWA	Perfect Game	USA Today Coaches
<b>1. LSU</b>	<b>1. LSU</b>	<b>1. LSU</b>	<b>1. LSU</b>	<b>1. LSU</b>	<b>1. LSU</b>
<b>2. Florida</b>	<b>2. Florida</b>	<b>2. Florida</b>	<b>2. Florida</b>	<b>2. Florida</b>	<b>2. Florida</b>
3. Wake Forest	3. Wake Forest	3. Wake Forest	3. Wake Forest	3. Wake Forest	3. Wake Forest
4. TCU	4. TCU	4. Stanford	4. TCU	4. TCU	<b>4. Tennessee</b>
<b>5. Tennessee</b>	<b>5. Oral Roberts</b>	<b>5. TCU</b>	<b>5. Tennessee</b>	<b>5. Tennessee</b>	5. Stanford
6. Stanford	<b>6. Tennessee</b>	6. Virginia	6. Oral Roberts	6. Oral Roberts	6. Virginia
7. Oral Roberts	7. Virginia	<b>7. Tennessee</b>	7. Virginia	7. Stanford	7. TCU
8. Virginia	8. Stanford	8. Oral Roberts	8. Stanford	8. Virginia	8. Oral Roberts
9. Texas	9. Indiana State	9. Southern Miss	9. Indiana State	<b>9. Kentucky</b>	9. Southern Miss
10. Duke	10. Southern Miss	<b>10. Alabama</b>	10. Southern Miss	10. Indiana State	<b>10. South Carolina</b>
11. Indiana State	11. Texas	11. Indiana State	<b>11. Kentucky</b>	<b>11. South Carolina</b>	<b>11. Arkansas</b>
12. Southern Miss	<b>12. Alabama</b>	12. Oregon	12. Texas	<b>12. Alabama</b>	12. Texas
13. Oregon	13. Oregon	<b>13. South Carolina</b>	<b>13. South Carolina</b>	13. Oregon	<b>13. Kentucky</b>
<b>14. Vanderbilt</b>	<b>14. South Carolina</b>	14. Texas	14. Oregon	14. Texas	14. Indiana State
15. Clemson	15. Duke	15. Duke	15. Duke	15. Duke	<b>15. Vanderbilt</b>
<b>16. Arkansas</b>	<b>16. Kentucky</b>	<b>16. Arkansas</b>	<b>16. Alabama</b>	16. Southern Miss	16. Duke
<b>17. South Carolina</b>	17. Clemson	<b>17. Kentucky</b>	<b>17. Arkansas</b>	<b>17. Arkansas</b>	<b>17. Alabama</b>
<b>18. Alabama</b>	<b>18. Arkansas</b>	18. Clemson	18. Clemson	18. Clemson	18. Clemson
<b>19. Kentucky</b>	19. Miami	<b>19. Vanderbilt</b>	<b>19. Vanderbilt</b>	<b>19. Vanderbilt</b>	19. Oregon
20. Coastal Carolina	<b>20. Vanderbilt</b>	20. Miami	20. Dallas Baptist	20. Miami	20. Coastal Carolina
21. Miami	21. Coastal Carolina	21. Coastal Carolina	20. Miami	21. Coastal Carolina	21. Miami
22. Campbell	22. Oregon State	22. Campbell	22. East Carolina	22. Oklahoma State	22. Campbell
23. Oklahoma State	23. Dallas Baptist	23. Oregon State	23. Campbell	<b>23. Auburn</b>	23. East Carolina
24. East Carolina	24. Iowa	24. East Carolina	24. Coastal Carolina	24. Maryland	24. Dallas Baptist
25. Dallas Baptist	25. Campbell	25. Dallas Baptist	<b>25. Texas A&amp;M</b>	<b>25. Texas A&amp;M</b>	25. Oregon State

### [Key - Baseball America / Collegiate Baseball / D1Baseball / NCBWA / Perfect Game / USA Today Coaches]

	UA	AR	AU	UF	UG	UK	LS	UM	MS	MO	SC	UT	AM	VU
Preseason	-/-/20/25/-/-	11/7/8/6/4/6	22/-/-/-/17/-	3/2/7/4/8/5	-/-/-/-/-	-/-/-/-/-	1/1/1/1/1/1	10/24/4/7/6/7	-/22/-/-/-/-	-/-/-/-/-	-/-/23/-/-/-	2/5/2/2/2/2	7/4/5/5/10/4	6/9/10/9/11/9
Feb. 20	-/-/20/21/-/-	11/7/9/7/3/6	23/-/-/-/17/-	2/2/7/3/8/5	-/-/-/-/-	-/-/-/-/-	1/1/1/1/1/1	9/21/4/5/6/7	-/24/-/-/-/-	-/-/-/-/-	-/-/23/25/-/-	6/11/3/11/5/2	7/4/5/4/10/4	5/9/10/9/12/9
Feb. 27	-/-/20/21/-/22	9/8/8/7/3/8	23/-/-/-/13/-	2/3/6/2/7/6	-/-/-/-/-	-/-/-/-/-	1/1/1/1/1/1	8/15/4/5/6/5	-/-/-/-/-	-/-/-/-/-	-/-/23/24/-/23	6/6/3/6/5/2	12/22/15/15/22/18	5/9/7/8/10/7
March 6	-/22/18/18/-/18	9/8/8/7/3/8	20/20/-/11/25	2/7/6/6/6/6	-/-/-/-/-	-/-/-/-/-	1/1/1/1/1/1	8/13/4/5/8/5	-/-/-/-/-	-/-/-/-/-	23/25/20/20/-/20	5/3/3/4/5/2	12/17/15/19/20/19	7/9/7/9/9/9
March 13	-/-/24/22/-/22	7/7/7/6/3/6	-/24/-/-/18/-	2/6/5/4/2/4	-/-/-/-/-	-/-/-/-/-	1/1/1/1/1/1	6/11/3/2/8/3	-/-/-/-/-	-/-/-/-/-	19/14/6/14/-/14	4/3/2/4/4/2	11/15/15/19/15	8/8/6/8/9/8
March 20	-/-/-/25/-/25	6/3/5/3/3/3	-/-/-/-/-	2/7/3/2/2/3	-/-/-/-/-	25/16/23/24/-/22	1/1/1/1/1/1	15/23/13/13/14/13	-/-/-/-/-	18/15/22/21/20/21	14/4/11/9/15/11	11/22/12/12/13/12	12/18/21/19/25/18	5/8/4/5/5/5
March 27	-/-/-/-/-	7/7/6/6/5/6	-/-/-/-/-	2/5/3/2/2/3	-/-/-/-/-	18/12/18/16/20/17	1/1/1/1/1/1	-/-/-/22/23/25	-/-/-/-/-	25/-/-/-/-	10/2/9/7/10/8	11/16/10/11/9/9	-/-/-/-/-	4/6/4/4/4/4
April 3	-/-/-/-/-	5/7/5/5/5/5	-/-/-/-/-	2/6/3/3/2/3	-/-/-/-/-	10/8/10/11/9/10	1/1/1/1/1/1	-/-/-/-/-	-/-/-/-/-	-/-/-/-/-	6/3/6/6/6/6	12/17/11/9/10/8	-/-/-/-/-	3/2/4/4/4/4
April 10	-/-/-/-/-	6/7/5/5/6/6	-/-/-/-/-	2/6/3/2/2/3	-/-/-/-/-	12/11/12/11/13/11	1/1/1/1/1/1	-/-/-/-/-	-/-/-/-/-	-/-/-/-/-	5/3/6/7/5/5	17/20/16/12/12/12	-/-/-/-/-	4/2/4/4/4/4
April 17	-/-/-/-/-	5/4/5/5/5/5	-/-/-/-/-	2/5/3/3/2/3	-/-/-/-/-	12/9/13/12/11/11	1/1/1/1/1/1	-/-/-/-/-	-/-/-/-/-	-/-/-/-/-	6/6/6/7/6/6	-/-/21/19/20	-/-/-/-/-	4/2/4/4/4/4
April 24	-/-/-/-/-	6/7/7/6/7/6	-/-/-/-/-	4/8/4/4/4/4	-/-/-/-/-	15/10/15/13/14/11	1/1/1/1/1/1	-/-/-/-/-	-/-/-/-/-	-/-/-/-/-	2/3/3/2/2/2	-/24/18/8/16	-/-/-/-/-	5/6/5/8/11/5
May 1	-/-/-/-/-	6/5/6/6/5/6	-/-/-/-/-	5/6/4/3/4/3	-/-/-/-/-	-/-/23/21/21	1/1/1/1/1/1	-/-/-/-/-	-/-/-/-/-	-/-/-/-/-	4/4/3/4/3/4	21/19/18/16/6/16	-/-/-/-/-	3/3/5/5/10/5
May 8	-/24/-/-/-/-	4/3/3/3/3/3	25/-/-/-/23/-	7/8/7/6/6/5	-/-/-/-/-	19/21/17/15/18/16	2/2/2/2/2/2	-/-/-/-/-	-/-/-/-/-	-/-/-/-/-	6/9/6/7/5/7	-/23/19/11/20	-/-/-/-/-	3/5/5/5/12/4
May 15	-/19/-/19/-	2/2/2/2/2/3	22/-/-/-/19/-	3/4/4/3/3/2	-/-/-/-/-	20/-/19/20/23/20	5/5/5/4/5/4	-/-/-/-/-	-/-/-/-/-	-/-/-/-/-	10/16/13/12/15/9	19/-/18/19/9/19	-/-/-/-/-	6/15/12/11/14/6
May 22	-/19/24/-/16/-	3/4/4/5/4/4	20/16/19/-/13/25	2/3/2/2/2/2	-/-/-/-/-	21/-/25/23/25/21	5/5/5/3/6/3	-/-/-/-/-	-/-/-/-/-	-/-/-/-/-	22/-/19/22/19	18/25/13/15/9/13	-/-/-/-/-	6/15/8/6/10/6
May 29	18/19/22/20/16/23	5/4/5/4/3	22/16/20/-/13/-	2/2/2/2/2/2	-/-/-/-/-	-/-/22/25/21	7/5/7/5/6/6	-/-/-/-/-	-/-/-/-/-	-/-/-/-/-	-/-/16/22/18	20/-/21/18/9/16	-/25/-/-/-	3/11/4/3/10/4
June 6	18/11/22/18/16/23	5/18/5/17/4/3	22/-/20/-/13/-	2/2/2/2/2/2	-/-/-/-/-	-/16/-/15/25/21	7/3/7/3/6/6	-/-/-/-/-	-/-/-/-/-	-/-/-/-/-	-/14/-/7/22/18	20/8/21/6/9/16	-/25/25/-/-	3/20/4/18/10/4
June 13	18/12/22/18/16/23	5/18/5/17/4/3	22/-/20/-/13/-	2/2/2/2/2/2	-/-/-/-/-	-/16/-/15/25/21	7/3/7/3/6/6	-/-/-/-/-	-/-/-/-/-	-/-/-/-/-	-/14/-/7/22/18	20/7/21/6/9/16	-/25/25/-/-	3/20/4/18/10/4
Final	18/12/10/16/12/17	16/18/16/17/17/11	-/-/-/23/-	2/2/2/2/2/2	-/-/-/-/-	19/16/17/11/9/13	1/1/1/1/1/1	-/-/-/-/-	-/-/-/-/-	-/-/-/-/-	17/14/13/13/11/10	5/6/7/5/5/4	-/-/25/25/-	14/20/19/19/19/15



## 2023 SEC Baseball

### Active Career Leaders (end of season)

\*Indicates stats from a previous non-SEC school are included

#### Games Played

1.	Kason Howell, Auburn	248
2.	Drew Williamson, Alabama	240
3.	Ben Anderson*, Georgia	237
4.	Brady Slavens*, Arkansas	224
T5.	Will McGillis*, South Carolina	222
T5.	Hunter Gilliam*, Kentucky	222
7.	Connor Tate, Georgia	219
8.	Ryder Giles*, Kentucky	211
9.	Luke Hancock, Mississippi State	210
10.	Josh Rivera, Florida	204

#### Runs Scored

1.	Dylan Crews, LSU	237
2.	Ben Anderson*, Georgia	212
3.	Enrique Bradfield Jr., Vanderbilt	198
4.	Jacob Gonzalez, Ole Miss	186
5.	Tre' Morgan, LSU	180
6.	Connor Tate, Georgia	160
7.	Drew Williamson, Alabama	158
8.	Kason Howell, Auburn	156
9.	Will McGillis*, South Carolina	154
T10.	Justin Kirby*, Auburn	146
T10.	Ed Johnson*, Alabama	146
T10.	Brady Slavens*, Arkansas	146

#### Hits

1.	Dylan Crews, LSU	286
2.	Ben Anderson*, Georgia	258
3.	Tre' Morgan, LSU	256
4.	Connor Tate, Georgia	254
5.	Kason Howell, Auburn	250
6.	Drew Williamson, Alabama	247
7.	Hunter Gilliam*, Kentucky	227
8.	Jacob Gonzalez, Ole Miss	225
9.	Enrique Bradfield Jr., Vanderbilt	224
10.	Ed Johnson*, Alabama	215

#### Doubles

1.	Kason Howell, Auburn	71
2.	Justin Kirby*, Auburn	51
3.	Connor Tate, Georgia	50
4.	Tre' Morgan, LSU	49
5.	Maui Ahuna*, Tennessee	47
T6.	Anthony Calarco*, Ole Miss	45
T6.	Ben Anderson*, Georgia	45
8.	Caleb Denny*, South Carolina	43
T9.	Dylan Crews, LSU	43
T10.	Griffin Merritt*, Tennessee	41
T10.	Drew Williamson, Alabama	41
T10.	Hunter Gilliam*, Kentucky	41
T10.	Austin Bost, Texas A&M	41

#### Triples

1.	Ben Anderson, Georgia	18
2.	Enrique Bradfield Jr., Vanderbilt	11
T3.	Hunter Gilliam*, Kentucky	10
T3.	Jim Jarvis, Alabama	10
T3.	Jackson Gray*, Kentucky	10
6.	Tre' Morgan, LSU	9
T7.	Maui Ahuna*, Tennessee	8
T7.	Brady Slavens*, Arkansas	8
9.	Dylan Crews, LSU	8
T10.	Tavian Josenberger*, Arkansas	6
T10.	Will McGillis*, South Carolina	6
T10.	Wyatt Langford, Florida	6
T10.	Andrew Pickney, Alabama	6

#### Home Runs

1.	Dylan Crews, LSU	58
2.	Tommy White*, LSU	51
3.	Luke Mann, Missouri	49
4.	Griffin Merritt*, Tennessee	47
5.	Wyatt Langford, Florida	47
6.	Will McGillis*, South Carolina	44
7.	Gavin Dugas, LSU	44
8.	Connor Tate, Georgia	43
T9.	Jacob Gonzalez, Ole Miss	40
T9.	Brady Slavens*, Arkansas	40
T9.	RJ Schreck*, Vanderbilt	40

#### Runs Batted In

1.	Brady Slavens*, Arkansas	186
2.	Dylan Crews, LSU	184
3.	Hunter Gilliam*, Kentucky	175
4.	Connor Tate, Georgia	169
5.	Jacob Gonzalez, Ole Miss	158
6.	Zane Denton, Tennessee	156
7.	Griffin Merritt*, Tennessee	150
8.	Tre' Morgan, LSU	149
9.	Gavin Dugas, LSU	148
10.	Luke Hancock, Mississippi State	147

#### Stolen Bases

1.	Enrique Bradfield Jr., Vanderbilt	130
2.	Mason LaPlante*, Georgia	62
T3.	Justin Kirby*, Auburn	39
T3.	Kason Howell, Auburn	39
5.	Jackson Gray*, Kentucky	37
T6.	Ryan Waldschmidt*, Kentucky	35
T6.	Tavian Josenberger*, Arkansas	35
8.	Braylen Wimmer, South Carolina	34
9.	Ben Anderson*, Georgia	30
10.	Jim Jarvis, Alabama	25

#### Wins

1.	Paul Skenes*, LSU	24
2.	Zach Franklin*, Missouri	22
3.	Chase Dollander*, Tennessee	21
4.	Dalton Rhadans*, Georgia	20
T5.	Camden Sewell, Tennessee	19
T5.	Brandon Sproat, Florida	19
T7.	Will Sanders, South Carolina	17
T7.	Devin Futrell, Vanderbilt	17
T9.	Noah Hall, South Carolina	15
T9.	Hagen Smith, Arkansas	15

#### Saves

1.	Dalton Rhadans*, Georgia	19
T2.	Zach DeVito*, Georgia	14
T2.	Brandon Neely, Florida	14
4.	Zach Franklin*, Missouri	13
T5.	Paul Skenes*, LSU	11
T5.	Nolan Crisp, Georgia	11
T5.	Thomas Schultz, Vanderbilt	11
T8.	Brady Tygart, Arkansas	9
T8.	Ryan Slater, Florida	9
T10.	Kyle Greenler*, Georgia	8
T10.	Alton Davis, Alabama	8
T10.	Will Johnston, Texas A&M	8

#### Strikeouts

1.	Paul Skenes*, LSU	335
2.	Hurston Waldrep*, Florida	312
3.	Chase Dollander*, Tennessee	292
4.	Darren Williams*, Kentucky	276
5.	Zach Franklin*, Missouri	271
6.	Brandon Sproat, Florida	242
7.	Ty Floyd, LSU	229
8.	Will Sanders, South Carolina	222
9.	Chase Burns, Tennessee	217
10.	Tyler Bosma, Kentucky	216

#### Innings Pitched

1.	Darren Williams*, Kentucky	255.1
2.	Paul Skenes*, LSU	235.0
3.	Zach Franklin*, Missouri	231.0
4.	Brandon Sproat, Florida	223.2
5.	Nathan Dettmer, Texas A&M	220.1
6.	Chase Dollander*, Tennessee	217.0
7.	Jacob McNairy, Alabama	211.2
8.	Hurston Waldrep*, Florida	208.0
9.	Tyler Bosma, Kentucky	207.1
10.	Will Sanders, South Carolina	205.1



## 2023 SEC Baseball

### 2023 Honors and Awards

#### SEC Awards

Player of the Year: Dylan Crews, LSU  
Pitcher of the Year: Paul Skenes, LSU  
Freshman of the Year: Charlie Condon, Georgia  
Co-Scholar-Athlete of the Year: Ben Anderson, Georgia  
Co-Scholar-Athlete of the Year: Andrew Pinckney, Alabama  
Coach of the Year: Dave Van Horn, Arkansas

#### First Team All-SEC

C: Cole Messina, South Carolina  
1B: Jac Caglianone, Florida  
2B: Cade Kurland, Florida  
3B: Tommy White, LSU  
SS: Josh Rivera, Florida  
OF: Dylan Crews, LSU  
OF: Wyatt Langford, Florida  
OF: Ethan Petry, South Carolina  
SP: Paul Skenes, LSU  
SP: Hagen Smith, Arkansas  
RP: Brandon Neely, Florida  
DH/UT: Hunter Hines, Mississippi State

#### Second Team All-SEC

C: Calvin Harris, Ole Miss  
1B: Charlie Condon, Georgia  
2B: Emilien Pitre, Kentucky  
3B: Luke Mann, Missouri\*  
3B: Bryson Ware, Auburn\*  
SS: Jacob Gonzalez, Ole Miss  
OF: Kemp Alderman, Ole Miss  
OF: Enrique Bradfield Jr., Vanderbilt  
OF: Andrew Pinckney, Alabama\*  
OF: Jared Dickey, Tennessee\*  
SP: Devin Futrell, Vanderbilt  
SP: Brandon Sproat, Florida  
RP: Nick Maldonado, Vanderbilt  
DH/UT: Kendall Diggs, Arkansas

#### Freshman All-SEC Team

Charlie Condon, Georgia  
Ethan Petry, South Carolina  
Ike Irish, Auburn  
Cade Kurland, Florida  
Colby Shelton, Alabama  
Jared Jones, LSU  
Jace LaViolette, Texas A&M  
Alton Davis II, Alabama  
Dakota Jordan, Mississippi State  
Gage Wood, Arkansas  
RJ Austin, Vanderbilt  
Luke Heyman, Florida

#### SEC All-Defensive Team

C: Fernando Gonzalez, Georgia  
1B: Drew Williamson, Alabama\*  
1B: Hunter Gilliam, Kentucky\*  
2B: Emilien Pitre, Kentucky  
3B: Davis Diaz, Vanderbilt  
SS: Jim Jarvis, Alabama  
OF: Enrique Bradfield, Jr., Vanderbilt  
OF: Dylan Crews, LSU  
OF: Tavian Josenberger, Arkansas\*  
OF: Kason Howell, Auburn\*  
P: Hagen Smith, Arkansas

\*Ties (Ties are not broken)

#### SEC Community Service Team

Alabama - Jim Jarvis  
Arkansas - Zack Morris  
Auburn - Josh Hall  
Florida - Tyler Shelnut  
Georgia - Josh Stinson  
Kentucky - Alex Degen  
LSU - Dylan Crews  
Ole Miss - Peyton Chatagnier  
Mississippi State - Luke Hancock  
Missouri - Hank Zeisler  
South Carolina - Wesley Sweatt  
Tennessee - Zach Joyce  
Texas A&M - Brett Minnich  
Vanderbilt - Enrique Bradfield, Jr.

#### SEC Weekly Honors

Player of the Week  
F20: Jared Wegner, Arkansas  
F27: Jac Caglianone, Florida / Dylan Crews, LSU  
M6: Charlie Condon, Georgia / Wyatt Langford, Florida  
M13: Hunter Gilliam, Kentucky / Connor Tate, Georgia  
M20: Tommy White, LSU  
M27: Jac Caglianone, Florida / Dylan Crews, LSU / Parker Noland, Vanderbilt  
A3: Tavian Josenberger, Arkansas  
A10: Ethan Petry, South Carolina  
A17: Tommy White, LSU  
A24: Cooper McMurray, Auburn  
M1: Dylan Crews, LSU  
M8: Luke Mann, Missouri / Calvin Harris, Ole Miss  
M15: Andrew Pinckney, Alabama / Ross Lovich, Missouri  
M22: Jace LaViolette, Texas A&M

#### Pitcher of the Week

F20: Paul Skenes, LSU  
F27: Liam Sullivan, Georgia/Noah Hall, South Carolina  
M6: Paul Skenes, LSU  
M13: Thatcher Hurd, LSU / Will McEntire, Arkansas  
M20: Brandon Sproat, Florida / Hunter Owen, Vanderbilt  
M27: Noah Hall, South Carolina  
A3: Devin Futrell, Vanderbilt  
A10: Liam Sullivan, Georgia  
A17: Hurston Waldrep, Florida  
A24: Charlie Goldstein, Georgia / Chase Burns, Tennessee  
M1: Brandon Sproat, Florida / Drew Beam, Tennessee  
M8: Paul Skenes, LSU  
M15: Hunter Hollan, Arkansas  
M22: Andrew Lindsey, Tennessee

#### Freshman of the Week

F20: Ike Irish, Auburn / Bryce Chance, Mississippi State  
F27: Ike Irish, Auburn  
M6: Colby Shelton, Alabama  
M13: Charlie Condon, Georgia / Jared Jones, LSU  
M20: Ethan Petry, South Carolina  
M27: Ethan Petry, South Carolina  
A3: Ethan Petry, South Carolina / Chris Maldonado, Vanderbilt  
A10: Jace LaViolette, Texas A&M  
A17: Dakota Jordan, Mississippi State  
A24: Ethan Petry, South Carolina  
M1: Grayson Saunier, Ole Miss  
M8: Jarvis Evans, Georgia / Travis Smith, Kentucky  
M15: Cade Kurland, Florida / David Mershon, Mississippi State  
M22: Ike Irish, Auburn

#### Dick Howser Trophy National Player of the Week

F21: Paul Skenes, LSU  
F28: Jac Caglianone, Florida / Dylan Crews, LSU  
M7: Paul Skenes, LSU / Colby Shelton, Alabama / Sam Hliboki, Vanderbilt  
M14: Hunter Gilliam, Kentucky  
M21: Brandon Sproat, Florida  
M9: Paul Skenes, LSU / Calvin Harris, Ole Miss  
M16: Hunter Hollan, Arkansas  
M23: Andrew Lindsey, Tennessee

#### Dick Howser Trophy National Player of the Month

February: Paul Skenes, LSU / Jac Caglianone, Florida  
March: Paul Skenes, LSU / Dylan Crews, LSU

#### Collegiate Baseball National Players of the Week

F20: Paul Skenes, LSU  
F27: Jac Caglianone, Florida  
Liam Sullivan, Georgia  
Hank Zeisler, Missouri  
Ethan Petry, South Carolina  
Devin Burkes, Kentucky  
Hurston Waldrep, Florida  
Chase Burns, Tennessee  
M13: Thatcher Hurd, LSU  
Tommy White, LSU  
Hunter Gilliam, Kentucky  
Connor Tate, Georgia  
M20: Josh Rivera, Florida  
Paul Skenes, LSU  
Hank Zeisler, Missouri  
Hunter Owen, Vanderbilt  
M27: Paul Skenes, LSU  
Parker Noland, Vanderbilt  
Dylan Crews, LSU  
A3: Paul Skenes, LSU  
A10: Ethan Petry, South Carolina  
A17: Jace Bohrofen, Arkansas  
A24: Cooper McMurray, Auburn  
M8: Zack Lee, Kentucky  
Paul Skenes, LSU  
Luke Mann, Missouri  
M15: Paul Skenes, LSU  
Tommy White, LSU  
M22: Paul Skenes, LSU  
M29: Justin Lamkin, Texas A&M

#### SEC All-Tournament Team

P: Troy Wansing, Texas A&M  
P: Justin Lamkin, Texas A&M  
C: BT Riopelle, Florida  
DH: Chris Maldonado, Vanderbilt  
1B: Jack Moss, Texas A&M  
2B: RJ Austin, Vanderbilt  
3B: Bryson Ware, Auburn  
SS: Cole Foster, Auburn  
OF: Andrew Pinckney, Alabama  
OF: Tommy Seidl, Alabama  
OF: Wyatt Langford, Florida

Most Valuable Player: RJ Austin, Vanderbilt

#### Preseason Coaches All-SEC Team

First Team  
C: BT Riopelle, Florida  
1B: Jack Moss, Texas A&M  
2B: Peyton Stovall, Arkansas  
3B: Luke Mann, Missouri  
SS: Jacob Gonzalez, Ole Miss





## 2023 SEC Baseball

OF: Dylan Crews, LSU  
OF: Enrique Bradfield Jr., Vanderbilt  
OF: Wyatt Langford, Florida  
DH/UTL: Tommy White, LSU  
SP: Chase Dollander, Tennessee  
SP: Chase Burns, Tennessee  
RP: Brady Tygart, Arkansas

### Second Team

C: Luke Hancock, Mississippi State  
1B: Tre' Morgan, LSU  
2B: Ryan Targac, Texas A&M  
3B: Trevor Werner, Texas A&M  
SS: Maui Ahuna, Tennessee  
OF: Connor Tate, Georgia  
OF: Brett Minnich, Texas A&M  
OF: Colton Ledbetter, Mississippi State  
DH/UTL: Austin Bost, Texas A&M  
SP: Carter Holton, Vanderbilt\*  
SP: Hurston Waldrep, Florida\*  
SP: Paul Skenes, LSU\*  
RP: Camden Sewell, Tennessee

\*Ties

### Baseball America Preseason All-America

Jacob Gonzalez, Ole Miss (1)  
Dylan Crews, LSU (1)  
Wyatt Langford, Florida (1)  
Enrique Bradfield Jr., Vanderbilt (1)  
Chase Dollander, Tennessee (1)  
Hurston Waldrep, Florida (1)  
Chase Burns, Tennessee (1)  
Paul Skenes, LSU (1)  
Tre' Morgan, LSU (2)  
Peyton Stovall, Arkansas (2)  
Tommy White, LSU (2)  
Will Sanders, South Carolina (2)  
Jared Dickey, Tennessee (3)  
Carter Holton, Vanderbilt (3)  
Brandon Sproat, Florida (3)  
Grayson Hitt, Alabama (3)

### Collegiate Baseball Preseason All-America

Chase Dollander, Tennessee (1)  
Chase Burns, Tennessee (1)  
Hurston Waldrep, Florida (1)  
Jacob Gonzalez, Ole Miss (1)  
Wyatt Langford, Florida (1)  
Dylan Crews, LSU (1)  
Tommy White, LSU (1)  
Paul Skenes, LSU (1)  
Drew Beam, Tennessee (2)  
Brandon Sproat, Florida (2)  
Hunter Elliott, Ole Miss (2)  
Camden Sewell, Tennessee (2)  
Tre' Morgan, LSU (2)  
Jack Moss, Texas A&M (2)  
Enrique Bradfield, Vanderbilt (2)  
Carter Holton, Vanderbilt (3)  
Thomas Schultz, Vanderbilt (3)  
BT Riopelle, Florida (3)  
Maui Ahuna, Tennessee (3)

### D1 Baseball Preseason All-America

Dylan Crews, LSU (1)  
Wyatt Langford, Florida (1)  
Tommy White, LSU (1)  
Paul Skenes, LSU (1)

Chase Burns, Tennessee (1)  
Chase Dollander, Tennessee (1)  
Hurston Waldrep, Florida (1)  
Jacob Gonzalez, Ole Miss (2)  
Enrique Bradfield Jr., Vanderbilt (2)  
Hunter Elliott, Ole Miss (2)  
Carter Holton, Vanderbilt (2)  
Will Sanders, South Carolina (2)  
Brady Tygart, Arkansas (2)  
Maui Ahuna, Tennessee (3)  
Austin Bost, Texas A&M (3)  
Drew Beam, Tennessee (3)

### NCBWA Preseason All-America

Jacob Gonzalez, Ole Miss (1)  
Tommy White, LSU (1)  
Enrique Bradfield Jr., Vanderbilt (1)  
Dylan Crews, LSU (1)  
Wyatt Langford, Florida (1)  
Paul Skenes, LSU (1)  
Drew Beam, Tennessee (1)  
Chase Burns, Tennessee (1)  
Chase Dollander, Tennessee (1)  
BT Riopelle, Florida (2)  
Jack Moss, Texas A&M (2)  
Amani Larry, Mississippi State (2)  
Maui Ahuna, Tennessee (2)  
Jared Wegner, Arkansas (2)  
Austin Bost, Texas A&M (2)  
Hunter Elliott, Ole Miss (2)  
Hurston Waldrep, Florida (2)  
Kirby Connell, Tennessee (2)  
Tre' Morgan, LSU (3)  
Carter Holton, Vanderbilt (3)  
Thomas Schultz, Vanderbilt (3)  
Camden Sewell, Tennessee (3)

### Perfect Game Preseason All-America

Jacob Gonzalez, Ole Miss (1)  
Dylan Crews, LSU (1)  
Wyatt Langford, Florida (1)  
Tommy White, LSU (1)  
Paul Skenes, LSU (1)  
Chase Burns, Tennessee (1)  
Chase Dollander, Tennessee (1)  
Enrique Bradfield, Jr., Vanderbilt (2)  
Drew Beam, Tennessee (2)  
Hunter Elliott, Ole Miss (2)  
Will Sanders, South Carolina (2)  
Hurston Waldrep, Florida (2)  
Tre' Morgan, LSU (3)  
Maui Ahuna, Tennessee (3)  
Colton Ledbetter, Mississippi State (3)  
Carter Holton, Vanderbilt (3)  
Hagen Smith, Arkansas (3)

### Golden Spikes Award Preseason Watch List

Mahi Ahuna, Tennessee  
Drew Beam, Tennessee  
Enrique Bradfield Jr., Vanderbilt  
Chase Burns, Tennessee  
Dylan Crews, LSU  
Chase Dollander, Tennessee  
Hunter Elliott, Ole Miss  
Kendal Ewell, Kentucky  
Jacob Gonzalez, Ole Miss  
Joseph Gonzalez, Auburn  
Carter Holton, Vanderbilt  
Wyatt Langford, Florida

Tre' Morgan, LSU  
Will Sanders, South Carolina  
Paul Skenes, LSU  
Hurston Waldrep, Florida  
Tommy White, LSU

### NCBWA Stopper of the Year Preseason Watch List

John Armstrong, Auburn  
Cade Austin, South Carolina  
Kirby Connell, Tennessee  
Zach DeVito, Georgia  
Nate Dohm, Mississippi State  
Jack Dougherty, Ole Miss  
Kyle Greenler, Georgia  
Chase Isbell, Auburn  
Will Johnston, Texas A&M  
Nick Maldonado, Vanderbilt  
Mason Nichols, Ole Miss  
Aaron Nixon, Mississippi State  
Blake Purnell, Florida  
Dalton Rhadans, Georgia  
Thomas Schultz, Vanderbilt  
Camden Sewell, Tennessee  
Brady Tygart, Arkansas

### Golden Spikes Award Midseason Watch List

Enrique Bradfield Jr., Vanderbilt  
Chase Burns, Tennessee  
Jac Caglianone, Florida  
Gavin Casas, South Carolina  
Charlie Condon, Georgia  
Dylan Crews, LSU  
Chase Dollander, Tennessee  
Jacob Gonzalez, Ole Miss  
Hunter Haas, Texas A&M  
Hunter Hollan, Arkansas  
Carter Holton, Vanderbilt  
Ethan Petry, South Carolina  
Josh Rivera, Florida  
Paul Skenes, LSU  
Bryson Ware, Auburn  
Tommy White, LSU

### John Olerud Two-Way Player of the Year Watch List

Jac Caglianone, Florida

### Brooks Wallace Award

#### Watch List

Cole Foster, Auburn  
Jacob Gonzalez, Ole Miss  
Hunter Haas, Texas A&M  
Jim Jarvis, Alabama  
Josh Rivera, Florida  
Grant Smith, Kentucky  
Jordan Thompson, LSU  
Jonathan Vastine, Vanderbilt  
Braylen Wimmer, South Carolina  
*Semifinalists*  
Cole Foster, Auburn  
Jacob Gonzalez, Ole Miss  
Jim Jarvis, Alabama  
Josh Rivera, Florida  
Hunter Haas, Texas A&M  
Braylen Wimmer, South Carolina  
Jonathan Vastine, Vanderbilt



## 2023 SEC Baseball

### College Baseball Foundation Pitcher of the Year Watch List

Drew Beam, Tennessee  
Devin Futrell, Vanderbilt  
Hunter Hollan, Arkansas  
Paul Skenes, LSU  
Hagen Smith, Arkansas

### CSC Academic All-America

RJ Schreck, Vanderbilt (First Team)  
Calvin Harris, Ole Miss (Second Team)  
Jackson Gray, Kentucky (Second Team)  
Jared Wegner, Arkansas (Second Team)  
Chase Dollander, Tennessee (Third Team)

### CSC Academic All-District

Jim Jarvis, Alabama  
Caden Rose, Alabama  
Andrew Pinckney, Alabama  
Ben Hess, Alabama  
Grayson Hitt, Alabama  
Jared Wegner, Arkansas  
Cole Wagner, Georgia  
Ben Anderson, Georgia  
Devin Burkes, Kentucky  
Emilien Pitre, Kentucky  
Jackson Gray, Kentucky  
Tyler Bosma, Kentucky  
Calvin Harris, Ole Miss  
Ethan Groff, Ole Miss  
Jack Dougherty, Ole Miss  
Mason Nichols, Ole Miss  
Kellum Clark, Mississippi State  
Bryce Chance, Mississippi State  
Cade Smith, Mississippi State  
Luke Mann, Missouri  
Austin Troesser, Missouri  
Caleb Denny, South Carolina  
Evan Stone, South Carolina  
Matthew Becker, South Carolina  
Charlie Taylor, Tennessee  
Jared Dickey, Tennessee  
Drew Beam, Tennessee  
Chase Dollander, Tennessee  
Chase Burns, Tennessee  
Jack Bulger, Vanderbilt  
Parker Noland, Vanderbilt  
Patrick Reilly, Vanderbilt  
RJ Schreck, Vanderbilt

### Dick Howser Trophy Semifinalists

Kemp Alderman, Ole Miss  
Jac Caglianone, Florida  
Charlie Condon, Georgia  
Dylan Crews, LSU  
Calvin Harris, Ole Miss  
Hunter Hines, Mississippi State  
Wyatt Langford, Florida  
Cole Messina, South Carolina  
Ethan Petry, South Carolina  
Paul Skenes, LSU  
Bryson Ware, Auburn  
Tommy White, LSU

### Collegiate Baseball All-America

Paul Skenes, LSU (1)  
Hagen Smith, Arkansas (1)  
Tommy White, LSU (1)  
Dylan Crews, LSU (1)

Jac Caglianone, Florida (3)  
Charlie Condon, Georgia (3)  
Wyatt Langford, Florida (3)  
Cole Messina, South Carolina (3)  
Ethan Petry, South Carolina (3)

### Collegiate Baseball National Player of the Year

Paul Skenes, LSU

### Collegiate Baseball Freshman All-America

Charlie Condon, Georgia  
Cade Kurland, Florida  
Ethan Petry, South Carolina  
Jace LaViolette, Texas A&M  
Ike Irish, Auburn  
Colby Shelton, Alabama

### All-Regional Teams

Mac Guscette, Alabama (Tuscaloosa Regional)  
Andrew Pinckney, Alabama (Tuscaloosa Regional)  
Caden Rose, Alabama (Tuscaloosa Regional)  
Jacob McNairy, Alabama (Tuscaloosa Regional)  
Tavian Josenberger, Arkansas (Fayetteville Regional)  
Brady Tygart, Arkansas (Fayetteville Regional)  
Will McEntire, Arkansas (Fayetteville Regional)  
Ike Irish, Auburn (Auburn Regional)  
Jac Caglianone, Florida (Gainesville Regional)  
Josh Rivera, Florida (Gainesville Regional)  
Wyatt Langford, Florida (Gainesville Regional)  
Tyler Shelnut, Florida (Gainesville Regional)  
Hurston Waldrep, Florida (Gainesville Regional)  
Brandon Neely, Florida (Gainesville Regional)  
Jac Caglianone, Florida (Gainesville Regional) - MVP  
Devin Burkes, Kentucky (Lexington Regional) - MVP  
Hunter Gilliam, Kentucky (Lexington Regional)  
Jase Felker, Kentucky (Lexington Regional)  
Ryan Waldschmidt, Kentucky (Lexington Regional)  
Nolan McCarthy, Kentucky (Lexington Regional)  
Austin Strickland, Kentucky (Lexington Regional)  
Mason Moore, Kentucky (Lexington Regional)  
Paul Skenes, LSU (Baton Rouge Regional)  
Thatcher Hurd, LSU (Baton Rouge Regional)  
Hayden Travinski, LSU (Baton Rouge Regional)  
Jordan Thompson, LSU (Baton Rouge Regional)  
Dylan Crews, LSU (Baton Rouge Regional) - MVP  
Josh Pearson, LSU (Baton Rouge Regional)  
Cade Beloso, LSU (Baton Rouge Regional)  
Gavin Casas, South Carolina (Columbia Regional) - MVP  
Talmedge LeCroy, South Carolina (Columbia Regional)  
Braylen Wimmer, South Carolina (Columbia Regional)  
Ethan Petry, South Carolina (Columbia Regional)  
Will McGillis, South Carolina (Columbia Regional)  
James Hicks, South Carolina (Columbia Regional)  
Christian Moore, Tennessee (Clemson Regional) - MVP  
Zane Denton, Tennessee (Clemson Regional)  
Griffin Merritt, Tennessee (Clemson Regional)  
Andrew Lindsey, Tennessee (Clemson Regional)  
Brett Minnich, Texas A&M (Stanford Regional)  
Hunter Haas, Texas A&M (Stanford Regional)  
Jack Moss, Texas A&M (Stanford Regional)  
Alan Espinal, Vanderbilt (Nashville Regional)  
Jonathan Vastine, Vanderbilt (Nashville Regional)

### Dick Howser Trophy Finalists

Jac Caglianone, Florida  
Dylan Crews, LSU  
Paul Skenes, LSU

### Golden Spikes Award Finalists

Jac Caglianone, Florida  
Dylan Crews, LSU  
Paul Skenes, LSU

### NCBWA District Players of the Year

District 3: Jac Caglianone, Florida  
District 7: Dylan Crews, LSU/Paul Skenes, LSU

### NCBWA Freshman All-America Team

Charlie Condon, Georgia (1)  
Ethan Petry, South Carolina (1)  
AJ Russell, Tennessee (1)  
Jared Jones, LSU (2)  
Colby Shelton, Alabama (2)  
Jace LaViolette, Texas A&M (2)  
Ike Irish, Auburn (2)  
Alton Davis II, Alabama (2)

### NCBWA Freshman Player of the Year

Charlie Condon, Georgia

### ABCA/Rawlings All-Region Honors

Andrew Pinckney, Alabama (1)  
Hagen Smith, Arkansas (1)  
Bryson Ware, Auburn (1)  
Jac Caglianone, Florida (1)  
Josh Rivera, Florida (1)  
Wyatt Langford, Florida (1)  
Brandon Sproat, Florida (1)  
Hurston Waldrep, Florida (1)  
Charlie Condon, Georgia (1)  
Gavin Dugas, LSU (1)  
Tommy White, LSU (1)  
Dylan Crews, LSU (1)  
Paul Skenes, LSU (1)  
Jacob Gonzalez, Ole Miss (1)  
Kemp Alderman, Ole Miss (1)  
Hunter Hines, Mississippi State (1)  
Ethan Petry, South Carolina (1)  
Luke Holman, Alabama (2)  
Jace Bohrofen, Arkansas (2)  
Cole Foster, Auburn (2)  
BT Riopelle, Florida (2)  
Connor Tate, Georgia (2)  
Jackson Gray, Kentucky (2)  
Ty Floyd, LSU (2)  
Calvin Harris, Ole Miss (2)  
Colton Ledbetter, Mississippi State (2)  
Luke Mann, Missouri (2)  
Cole Messina, South Carolina (2)  
Hunter Haas, Texas A&M (2)  
Jace LaViolette, Texas A&M (2)  
Enrique Bradfield Jr., Vanderbilt (2)  
Hunter Owen, Vanderbilt (2)  
Devin Futrell, Vanderbilt (2)  
Nick Maldonado, Vanderbilt (2)

### Bobby Bragan National Collegiate Slugger Award

Dylan Crews, LSU

### College Baseball Foundation Pitcher of the Year

Paul Skenes, LSU

### Dick Howser Trophy

LSU



## 2023 SEC Baseball

### NCBWA All-America Team

Jac Caglianone, Florida (1)  
Tommy White, LSU (1)  
Dylan Crews, LSU (1)  
Ethan Petry, South Carolina (1)  
Wyatt Langford, Florida (1)  
Charlie Condon, Georgia (1)  
Paul Skenes, LSU (1)  
Hagen Smith, Arkansas (1)  
Cole Messina, South Carolina (2)  
Kemp Alderman, Ole Miss (2)  
Brandon Neely, Florida (2)  
Josh Rivera, Florida (3)  
Enrique Bradfield Jr., Vanderbilt (3)  
AJ Russell, Tennessee (3)  
Nick Maldonado, Vanderbilt (3)

### ABCA All-America Team

Dylan Crews, LSU (1)  
Wyatt Langford, Florida (1)  
Jac Caglianone, Florida (1)  
Paul Skenes, LSU (1)  
Tommy White, LSU (2)  
Josh Rivera, Florida (2)  
Ethan Petry, South Carolina (2)  
Hagen Smith, Arkansas (2)  
Charlie Condon, Georgia (3)  
Kemp Alderman, Ole Miss (3)

### Perfect Game All-America Team

Dylan Crews, LSU (1) - Player of the Year  
Paul Skenes, LSU (1) - Pitcher of the Year  
Jac Caglianone, Florida (1) - Two-Way Player of the Year  
Wyatt Langford, Florida (1)  
Tommy White, LSU (1)  
Josh Rivera, Florida (2)  
Charlie Condon, Georgia (2)  
Hagen Smith, Arkansas (2)

### Perfect Game Freshman All-America Team

Ike Irish, Auburn  
Cade Kurland, Florida  
Colby Shelton, Alabama  
Jace LaViolette, Texas A&M  
Ethan Petry, South Carolina - Freshman of the Year  
Dakota Jordan, Mississippi State  
Cade Fisher, Florida

### D1 Baseball All-America Team

Dylan Crews, LSU (1)  
Wyatt Langford, Florida (1)  
Jac Caglianone, Florida (1)  
Paul Skenes, LSU (1) - Player of the Year  
Josh Rivera, Florida (2)  
Charlie Condon, Georgia (2)  
Tommy White, LSU (2)  
Hagen Smith, Arkansas (2)  
Hurston Waldrep, Florida (2)  
Cole Messina, South Carolina (3)  
Ethan Petry, South Carolina (3)

### Collegiate Baseball Coach of the Year

Jay Johnson, LSU



## 2023 SEC Baseball

### 2023 Television Schedule

DATE	TIME (ET)	GAME	NETWORK
Fri., Feb. 17	8 p.m.	Tennessee vs. Arizona	MLBN
Sat., Feb. 18	8 p.m.	Tennessee vs. Grand Canyon	MLBN
Thurs., Feb. 28	7:30 p.m.	LSU at Texas	LHN
Sun., March 5	12 p.m.	Miami at Florida	SECN
Sun., March 5	3 p.m.	Georgia Tech at Georgia	SECN
Tues., March 14	7 p.m.	Georgia Tech at Auburn	SECN
Thurs., March 16	7 p.m.	Ole Miss at Vanderbilt	ESPNU
Thurs., March 16	7 p.m.	Alabama at Florida	SECN
Fri., March 17	7 p.m.	LSU at Texas A&M	SECN
Sat., March 18	12 p.m.	Ole Miss at Vanderbilt	SECN
Sun., March 19	12 p.m.	Mississippi State at Kentucky	SECN
Sun., March 19	3 p.m.	South Carolina at Georgia	SECN
Thurs., March 23	7 p.m.	Georgia at Auburn	SECN
Fri., March 24	7 p.m.	Missouri at South Carolina	SECN
Fri., March 24	8 p.m.	Arkansas at LSU	ESPN2
Sat., March 25	12 p.m.	Texas A&M at Tennessee	ESPN2
Sat., March 25	2 p.m.	Arkansas at LSU	SECN
Sun., March 26	12 p.m.	Missouri at South Carolina	SECN
Sun., March 26	1 p.m.	Texas A&M at Tennessee	ESPN
Sun., March 26	3 p.m.	Kentucky at Alabama	SECN
Tues., March 28	7 p.m.	Florida vs. Florida State	ACCN
Tues., March 28	7 p.m.	Texas at Texas A&M	SECN
Thurs., March 30	7 p.m.	South Carolina at Mississippi State	SECN
Thurs., March 30	8 p.m.	Tennessee at LSU	ESPNU
Fri., March 31	7 p.m.	Tennessee at LSU	SECN
Sat., April 1	8 p.m.	Ole Miss at Texas A&M	SECN
Sun., April 2	12 p.m.	Missouri at Kentucky	SECN
Sun., April 2	3 p.m.	Alabama at Arkansas	SECN
Thurs., April 6	8 p.m.	Florida at Tennessee	ESPNU
Thurs., April 6	8 p.m.	Texas A&M at Auburn	SECN
Fri., April 7	7 p.m.	Florida at Tennessee	SECN
Sat., April 8	12 p.m.	LSU at South Carolina	SECN
Sat., April 8	2 p.m.	Florida at Tennessee	ESPN2
Sat., April 8	3 p.m.	Arkansas at Ole Miss	SECN
Sat., April 8	6 p.m.	Mississippi State at Alabama	ESPNU
Sun., April 9	12 p.m.	Kentucky at Georgia	SECN
Tues., April 11	7 p.m.	Clemson at Georgia	SECN
Tues., April 11	7 p.m.	Kentucky at Louisville	ACCN
Thurs., April 13	7 p.m.	Kentucky at LSU	SECN
Thurs., April 13	8 p.m.	Missouri at Texas A&M	ESPNU
Fri., April 14	8 p.m.	Tennessee at Arkansas	SECN
Sat., April 15	4 p.m.	Ole Miss at Mississippi State	SECN
Sat., April 15	7 p.m.	Georgia at Florida	SECN
Tues., April 18	7 p.m.	Samford at Auburn	SECN
Wed., April 19	7 p.m.	Prairie View at Texas A&M	SECN
Thurs., April 20	7 p.m.	Arkansas at Georgia	SECN
Thurs., April 20	7:30 p.m.	Florida at South Carolina	ESPNU
Fri., April 21	6 p.m.	Vanderbilt at Tennessee	SECN
Sat., April 22	12 p.m.	Vanderbilt at Tennessee	ESPN2
Sat., April 22	3 p.m.	LSU at Ole Miss	ESPN2
Sat., April 22	6 p.m.	Alabama at Missouri	SECN
Sun., April 23	1 p.m.	Vanderbilt at Tennessee	ESPN2
Tues., April 25	7 p.m.	Louisville at Kentucky	SECN
Thurs., April 27	7 p.m.	Mississippi State at Tennessee	SECN

Thurs., April 27	8 p.m.	Texas A&M at Arkansas	ESPNU
Fri., April 28	7 p.m.	Texas A&M at Arkansas	ESPNU
Fri., April 28	7 p.m.	Alabama at LSU	SECN
Sat., April 29	12 p.m.	Texas A&M at Arkansas	SECN
Sat., April 29	2 p.m.	Mississippi State at Tennessee	ESPNU
Sat., April 29	7 p.m.	Missouri at Florida	SECN
Sun., April 30	12 p.m.	Auburn at South Carolina	SECN
Sun., April 30	3 p.m.	Kentucky at Vanderbilt	SECN
Tues., May 2	7 p.m.	Kansas at Missouri	SECN
Thurs., May 4	7 p.m.	Ole Miss at Missouri	SECN
Thurs., May 4	8 p.m.	Vanderbilt at Alabama	ESPNU
Fri., May 5	8 p.m.	Vanderbilt at Alabama	SECN
Sat., May 6	6 p.m.	Florida at Texas A&M	SECN
Sat., May 6	7 p.m.	Arkansas at Mississippi State	ESPN2
Sat., May 6	9 p.m.	LSU at Auburn	SECN
Sun., May 7	2 p.m.	South Carolina at Kentucky	SECN
Thurs., May 11	8 p.m.	Auburn at Ole Miss	ESPNU
Fri., May 12	5:30 p.m.	Vanderbilt at Florida	SECN
Fri., May 12	8:30 p.m.	Mississippi State at LSU	SECN
Sat., May 13	12 p.m.	Kentucky at Tennessee	SECN
Sat., May 13	3 p.m.	Auburn at Ole Miss	SECN
Sun., May 14	1 p.m.	Georgia at Missouri	SECN
Sun., May 14	4 p.m.	Alabama at Texas A&M	SECN
Thurs., May 18	7 p.m.	Arkansas at Vanderbilt	SECN
Fri., May 19	8 p.m.	Arkansas at Vanderbilt	SECN
Sat., May 20	2 p.m.	Tennessee at South Carolina	SECN

### SEC Baseball Tournament Schedule

Tues., May 23	10:30 a.m.	First Round	SEC Network
	2 p.m.	First Round	SEC Network
	5:30 p.m.	First Round	SEC Network
	9 p.m.	First Round	SEC Network
Wed., May 24	10:30 a.m.	Second Round	SEC Network
	2 p.m.	Second Round	SEC Network
	5:30 p.m.	Second Round	SEC Network
	9 p.m.	Second Round	SEC Network
Thurs., May 25	10:30 a.m.	Third Round	SEC Network
	2 p.m.	Third Round	SEC Network
	5:30 p.m.	Third Round	SEC Network
	9 p.m.	Third Round	SEC Network
Fri., May 26	4 p.m.	Fourth Round	SEC Network
	7:30 p.m.	Fourth Round	SEC Network
Sat., May 27	1 p.m.	Semifinal	SEC Network
	4:30 p.m.	Semifinal	SEC Network
Sun., May 28	3 p.m.	Championship	ESPN2



## 2023 SEC Baseball

### 2023 SEC Baseball Composite Schedule (All Times Eastern)

#### Friday, Feb. 17

#8 Oklahoma State 5, Missouri 3  
(College Baseball Showdown – Arlington, Texas)  
Jacksonville State 8, at Georgia 5  
at #20 Alabama 12, Richmond 3  
at Elon 2, Kentucky 0  
at #1 LSU 10, Western Michigan 0  
at #22 Mississippi State 11, VMI 2  
at #23 South Carolina 20, UMass Lowell 3  
#14 TCU 11, #6 Vanderbilt 4  
(College Baseball Showdown – Arlington, Texas)  
at #17 Auburn 8, Indiana 4  
at #4 Ole Miss 11, Delaware 2  
at #2 Florida 13, Charleston Southern 3 (7 inn.)  
at #4 Texas A&M 8, Seattle 2  
#4 Arkansas 3, #24 Texas 2  
(College Baseball Showdown – Arlington, Texas)  
Arizona 3, #2 Tennessee 1  
(MLB Desert Invitational – Scottsdale, Ariz.)

#### Saturday, Feb. 18

#6 Vanderbilt 11, #8 Oklahoma State 9  
(College Baseball Showdown – Arlington, Texas)  
at #4 Ole Miss 10, Delaware 0 (8 inn.)  
at Georgia 10, Jacksonville State 3  
Kentucky 5, at Elon 1  
at #23 South Carolina 17, UMass Lowell 1  
at #1 LSU 5, Western Michigan 3  
at #20 Alabama 13, Richmond 1  
at #17 Auburn 6, Indiana 1  
VMI 14, at #22 Mississippi State 13  
at #4 Texas A&M 6, Seattle 3  
at #2 Florida 16, Charleston Southern 2 (7 inn.)  
Missouri 6, #24 Texas 5  
(College Baseball Showdown – Arlington, Texas)  
#14 TCU 18, #4 Arkansas 6  
(College Baseball Showdown – Arlington, Texas)  
at Grand Canyon 4, #2 Tennessee 3  
(MLB Desert Invitational)

#### Sunday, Feb. 19

at #4 Texas A&M 14, Seattle 2 (8 inn.)  
#6 Vanderbilt 12, #24 Texas 2  
(College Baseball Showdown – Arlington, Texas)  
at #20 Alabama 14, Richmond 1 (7 inn.)  
at #2 Florida 8, Charleston Southern 0  
at Georgia 10, Jacksonville State 5  
Kentucky 4, at Elon 0  
at #4 Ole Miss 14, Delaware 4 (7 inn.)  
at #23 South Carolina 12, UMass Lowell 1  
Indiana 11, at #17 Auburn 2  
at #1 LSU 9, Western Michigan 2  
at #22 Mississippi State 9, VMI 3  
#2 Tennessee 7, UC San Diego 0  
(MLB Desert Invitational – Mesa, Ariz.)  
#4 Arkansas 18, #8 Oklahoma State 1 (7 inn.)  
(College Baseball Showdown – Arlington, Texas)  
Missouri 9, #14 TCU 8 (10 inn.)  
(College Baseball Showdown – Arlington, Texas)

#### Tuesday, Feb. 21

at #1 LSU 18, Southern 4 (7 inn.)  
at #20 Alabama 7, Tennessee Tech 4  
at #3 Arkansas 9, Grambling 7  
at Kentucky 6, Evansville 3  
at #23 South Carolina 19, Winthrop 3  
at #2 Tennessee 10, Alabama A&M 0 (8 inn.)  
at #4 Ole Miss 11, Arkansas State 3  
ULM 11, at #24 Mississippi State 5  
Central Arkansas 5, at #5 Vanderbilt 4  
#2 Florida 6, at South Florida 1  
Lamar 7, at #4 Texas A&M 4  
#17 Auburn 13, North Alabama 1 (7 inn.) (Huntsville, Ala.)

#### Wednesday, Feb. 22

at #20 Alabama 10, UT Martin 0 (7 inn.)  
at #24 Mississippi State 14, ULM 3  
at #23 South Carolina 12, Queens 0  
at #2 Tennessee 23, Alabama A&M 1 (7 inn.)  
at #5 Vanderbilt 13, UAB 1 (7 inn.)  
South Florida 10, at #2 Florida 9

#### Thursday, Feb. 23

at FIU 4, Missouri 3

#### Friday, Feb. 24

at #3 Arkansas 13, Eastern Illinois 2 (7 inn.)  
#1 LSU 7, Kansas State 3  
(Round Rock Classic – Round Rock, Texas)  
at #20 Alabama 9, High Point 4  
at Kentucky 8, Wright State 3  
at #23 South Carolina 7, Penn 4  
at #2 Tennessee 12, Dayton 2  
at Georgia 12, Princeton 5 (concluded Saturday)  
#13 Maryland 9, at #4 Ole Miss 2  
Arizona State 13, at #24 Mississippi State 4  
at #5 Vanderbilt 6, #10 UCLA 0  
at #2 Florida 13, Cincinnati 6  
Missouri 5, at FIU 2  
at #17 Auburn 5, USC 3  
Portland 10, at #4 Texas A&M 3

#### Saturday, Feb. 25

at #3 Arkansas 10, Eastern Illinois 3  
at Georgia 9, Princeton 0  
Wright State 12, at Kentucky 9  
Iowa 12, #1 LSU 4  
(Round Rock Classic – Round Rock, Texas)  
at #23 South Carolina 1, Penn 0  
at #2 Tennessee 4, Dayton 1  
#10 UCLA 3, at #5 Vanderbilt 0  
at #4 Ole Miss 12, #13 Maryland 6  
at #17 Auburn 12, USC 6  
Portland 4, at #4 Texas A&M 1  
at #2 Florida 13, Cincinnati 3 (8 inn.)  
at #20 Alabama 10, High Point 6  
Missouri 10, at FIU 4  
at #24 Mississippi State 5, Arizona State 1

#### Sunday, Feb. 26

at Georgia 12, Princeton 7 (7 inn.) [DH-1]  
Princeton 12, at Georgia 11 [DH-2]  
at #2 Florida 13, Cincinnati 7  
Missouri 9, at FIU 5  
at #17 Auburn 12, USC 12  
at Kentucky 15, Wright State 0  
at #2 Tennessee 6, Dayton 0  
at #5 Vanderbilt 2, #10 UCLA 1  
at #23 South Carolina 6, Penn 5  
at #20 Alabama 4, High Point 2  
Eastern Illinois 12, at #3 Arkansas 3  
at #24 Mississippi State 16, Arizona State 3  
at #4 Texas A&M 5, Portland 4  
at #4 Ole Miss 18, #13 Maryland 8 (7 inn.)  
#1 LSU 16, Sam Houston 4  
(Round Rock Classic – Round Rock, Texas)

#### Tuesday, Feb. 28

at #20 Alabama 17, Jacksonville State 3  
at Kentucky 15, Morehead State 1  
at Missouri 17, Lindenwood 2 (7 inn.)  
at #23 South Carolina 11, North Carolina A&T 3  
at #2 Tennessee 6, Charleston Southern 1  
at Georgia 11, Presbyterian 6  
Louisiana Tech 6, at #4 Ole Miss 5  
at #5 Vanderbilt 11, Austin Peay 7  
#2 Florida 18, at Jacksonville 8  
Mississippi State 10, #22 Southern Miss 9 (Pearl, Miss.)  
at #12 Texas A&M 23, Houston Christian 0 (7 inn.)  
#1 LSU 3, at Texas 0

#### Wednesday, March 1

at #3 Arkansas 10, Illinois State 9 (11 inn.)  
at #4 Ole Miss 4, Louisiana Tech 3 (6 inn.)  
at #2 Tennessee 8, Charleston Southern 2  
Jacksonville 10, at #2 Florida 8  
at #13 Auburn 18, Florida A&M 8 (7 inn.)

#### Friday, March 3

Nebraska 5, #5 Vanderbilt 3  
(Cambria College Classic – Minneapolis, Minn.)  
at #20 Alabama 11, UIC 1 (7 inn.)  
at #3 Arkansas 12, Wright State 2 (8 inn.)  
#4 Ole Miss 5, #17 Maryland 1  
(Cambria College Classic – Minneapolis, Minn.)  
at Georgia 7, #16 Georgia Tech 2  
at Clemson 5, #23 South Carolina 2  
#2 Florida 10, #5 Miami 4  
at #2 Tennessee 8, Gonzaga 2  
at #13 Auburn 7, Lipscomb 3  
Ohio State 8, Mississippi State 3  
(Frisco College Baseball Classic – Frisco, Texas)  
at #1 LSU 12, Butler 2  
#4 Louisville 14, #12 Texas A&M 5  
(Shriners Children's College Classic – Houston, Texas)

#### Saturday, March 4

#5 Vanderbilt 8, #17 Maryland 7  
(Cambria College Classic – Minneapolis, Minn.)  
at Kentucky 4, Indiana State 2 (DH-1)  
at Kentucky 5, Indiana State 4 (DH-2)  
#23 South Carolina 11, Clemson 9 (Greenville, S.C.)  
at Missouri 8, Texas Southern 0 (7 inn. / DH-1)  
at Missouri 8, Texas Southern 7 (7 inn. / DH-2)  
#5 Miami 14, at #2 Florida 6  
Georgia 16, at #16 Georgia Tech 6  
Oklahoma 15, Mississippi State 9  
(Frisco College Baseball Classic – Frisco, Texas)  
at #1 LSU 26, Central Connecticut State 4 (7 inn.)  
at #20 Alabama 10, UIC 0 (7 inn.)  
at #3 Arkansas 12, Wright State 6  
at #13 Auburn 12, Lipscomb 11  
at #2 Tennessee 7, Gonzaga 2  
#4 Ole Miss 9, Minnesota 7  
(Cambria College Classic – Minneapolis, Minn.)  
#12 Texas A&M 13, Rice 1 (7 inn.)  
(Shriners Children's College Classic – Houston, Texas)

#### Sunday, March 5

at #2 Florida 14, #5 Miami 4 (8 inn.)  
Mississippi State 8, California 4  
(Frisco College Baseball Classic – Frisco, Texas)  
at Kentucky 7, Indiana State 6  
at #23 South Carolina 7, Clemson 1  
at #20 Alabama 9, UIC 7  
at #2 Tennessee 17, Gonzaga 9  
at #3 Arkansas 6, Wright State 2  
at #13 Auburn 4, Lipscomb 3  
at #1 LSU 13, Central Connecticut State 0 (7 inn.)  
at Missouri 15, Texas Southern 7  
#4 Ole Miss 14, Nebraska 5  
(Cambria College Classic – Minneapolis, Minn.)  
#16 Georgia Tech 4, Georgia 1 (Lawrenceville, Ga.)  
#5 Vanderbilt 4, Minnesota 0  
(Cambria College Classic – Minneapolis, Minn.)  
#12 Texas A&M 4, #12 Texas Tech 2 (16 inn.)  
(Shriners Children's College Classic – Houston, Texas)

#### Monday, March 6

at #1 LSU 11, Butler 0 (7 inn.)

#### Tuesday, March 7

at #3 Arkansas 7, Army 5  
at Kentucky 6, Murray State 2  
at Missouri 6, Western Illinois 0  
at #7 Vanderbilt 12, Tennessee Tech 1  
at #2 Florida 18, Florida Atlantic 11  
Georgia 17, Georgia Southern 11 (North Augusta, S.C.)



## 2023 SEC Baseball

Boston College 7, at #2 Tennessee 6 (10 inn.)  
#18 Alabama 11, at Samford 6  
at #11 Auburn 4, UAB 1  
at Mississippi State 12, Valparaiso 2 (7 inn.)  
at #20 South Carolina 8, The Citadel 1  
at #12 Texas A&M 13, Incarnate Word 5  
at #4 Ole Miss 11, #22 Southern Miss 5

### Wednesday, March 8

at Kentucky 9, Ohio 2  
at #7 Vanderbilt 2, Evansville 1 (17 inn.)  
at #2 Florida 11, Florida Atlantic 0 (8 inn.)  
Georgia 9, at Georgia Southern 4  
#20 South Carolina 18, USC Upstate 1  
at #18 Alabama 21, Alabama State 7 (7 inn.)  
#11 Auburn 6, at Jacksonville State 3  
at #1 LSU 9, Lamar 2  
#12 Texas A&M 6, at Rice 1

### Friday, March 10

at #3 Arkansas 7, Louisiana Tech 4  
at Missouri 6, NJIT 1 (7 inn. / DH-1)  
NJIT 2, at Missouri 1 (7 inn. / DH-2)  
at Georgia 18, Charleston Southern 9  
at #7 Vanderbilt 2, Loyola Marymount 1  
at #2 Florida 3, Siena 2  
at #2 Tennessee 23, Morehead State 4  
Columbia 10, at #18 Alabama 7  
at #11 Auburn 7, Southeastern Louisiana 1  
Kentucky 5, at Southern Illinois 4 (10 inn.)  
at Mississippi State 8, Lipscomb 2  
at #20 South Carolina 20, Bethune-Cookman 3 (7 inn.)  
at #12 Texas A&M 8, Northern Kentucky 1  
at #1 LSU 11, Samford 1 (7 inn.)  
at #4 Ole Miss 15, Purdue 7

### Saturday, March 11

at #4 Ole Miss 7, Purdue 6 (10 inn.)  
at Mississippi State 4, Lipscomb 3 (DH-1)  
at Mississippi State 12, Lipscomb 4 (DH-2)  
at Georgia 15, Charleston Southern 0 (7 inn. / DH-1)  
Charleston Southern 5, at Georgia 4 (DH-2)  
at #18 Alabama 6, Columbia 2 (DH-1)  
Columbia 15, at #18 Alabama 3 (DH-2)  
at #3 Arkansas 6, Louisiana Tech 1  
Southeastern Louisiana 8, at #11 Auburn 3 (DH-1)  
Southeastern Louisiana 8, at #11 Auburn 7 (DH-2)  
Kentucky 7, at Southern Illinois 2  
at #12 Texas A&M 12, Northern Kentucky 1 (7 inn.)  
at #7 Vanderbilt 2, Loyola Marymount 0  
at #2 Florida 11, Siena 0 (7 inn.)  
at #20 South Carolina 8, Bethune-Cookman 5 (DH-1)  
at #20 South Carolina 10, Bethune-Cookman 3 (DH-2)  
at #2 Tennessee 6, Morehead State 0 (DH-1)  
at #2 Tennessee 6, Morehead State 3 (DH-2)  
at #1 LSU 12, Samford 0 (7 inn.)  
NJIT at Missouri - canceled

### Sunday, March 12

at #1 LSU 13, Samford 1 (7 inn.)  
at Missouri 5, NJIT 3  
at #12 Texas A&M 10, Northern Kentucky 7  
at #2 Florida 12, Siena 2 (7 inn.)  
at #3 Arkansas 15, Louisiana Tech 6  
Kentucky 21, at Southern Illinois 3 (7 inn.)  
Loyola Marymount 9, at #7 Vanderbilt 6  
at #4 Ole Miss 6, Purdue 1

### Tuesday, March 14

at Georgia 10, Wofford 8  
at #2 Florida 7, North Florida 2  
at Kentucky 12, Indiana 2 (7 inn.)  
at #2 Tennessee 10, Lipscomb 0  
at #3 Arkansas 13, UNLV 7  
at #18 Auburn 12, Georgia Tech 11 (12 inn.)  
at Jacksonville State 10, #2 Ole Miss 6  
Mississippi State 12, Nicholls 4 (Biloxi, Miss.)  
at #14 South Carolina 5, Presbyterian 0  
#6 Vanderbilt 15, Belmont 6 (Nashville, Tenn.)

#22 Alabama 4, at South Alabama 0  
at #1 LSU 16, New Orleans 0  
#11 Texas A&M 5, at Houston 1

### Wednesday, March 15

at #3 Arkansas 5, UNLV 2  
at Missouri 10, Lamar 8  
Mississippi State 4, UL Lafayette 2 (Biloxi, Miss.)

### Thursday, March 16

\*at #2 Florida 3, #22 Alabama 0  
\*at #6 Vanderbilt 12, #2 Ole Miss 2 (8 inn.)

### Friday, March 17

\*at Missouri 9, #2 Tennessee 1  
\*at #3 Arkansas 7, #18 Auburn 2  
\*at #2 Florida 8, #22 Alabama 7 (DH-1)  
\*#22 Alabama 6, at #2 Florida 3 (DH-2)  
\*at Kentucky 6, Mississippi State 5 (10 inn.)  
\*#1 LSU 9, at #11 Texas A&M 0  
\*at #6 Vanderbilt 8, #2 Ole Miss 0

### Saturday, March 18

\*#14 South Carolina 5, at Georgia 4 (DH-1)  
\*#14 South Carolina 12, at Georgia 2 (7 inn. / DH-2)  
\*at Kentucky 12, Mississippi State 3  
\*at #6 Vanderbilt 7, #2 Ole Miss 2  
\*at #3 Arkansas 9, #18 Auburn 3  
\*#1 LSU 12, at #11 Texas A&M 7

### Sunday, March 19

\*at Kentucky 17, Mississippi State 3 (7 inn.)  
\*at #11 Texas A&M 8, #1 LSU 6  
\*at Missouri 7, #2 Tennessee 4 (7 inn. / DH-1)  
\*at Missouri 7, #2 Tennessee 1 (7 inn. / DH-2)  
\*at #3 Arkansas 5, #18 Auburn 0  
\*#14 South Carolina 12, at Georgia 1 (7 inn.)

### Tuesday, March 21

at #3 Arkansas 12, Southeast Missouri State 2 (7 inn.)  
#2 Florida 9, at Florida State 5  
Georgia 8, Georgia State 3 (Lawrenceville, Ga.)  
at Charlotte 6, #4 South Carolina 2  
at #16 Kentucky 9, Eastern Kentucky 3  
at #11 Tennessee 7, Western Carolina 0  
at #25 Alabama 12, UAB 2 (8 inn.)  
Auburn 6, South Alabama 5 (Montgomery, Ala.)  
at Mississippi State 16, Arkansas State 2  
at #12 Texas A&M 8, Rice 7  
at #1 LSU 10, Central Arkansas 4  
at #13 Ole Miss 11, Arkansas Pine Bluff 1 (7 inn.)  
#4 Vanderbilt vs. Lipscomb (Nashville, Tenn.) - canceled

### Wednesday, March 22

#15 Missouri 8, Kansas 3 (Kansas City, Mo.)

### Thursday, March 23

\*at Auburn 7, Georgia 6 (11 inn.)

### Friday, March 24

\*#3 Arkansas 9, at #1 LSU 3 (10 inn.)  
\*at #11 Tennessee 10, #12 Texas A&M 4  
\*#16 Kentucky 4, at #25 Alabama 3 (12 inn.)  
\*at Auburn 6, Georgia 3  
\*#4 Vanderbilt 26, at Mississippi State 3 (7 inn.)  
\*at #4 South Carolina 9, #15 Missouri 8  
\*#2 Florida at #13 Ole Miss - postponed

### Saturday, March 25

\*at #11 Tennessee 8, #12 Texas A&M 7  
\*at #1 LSU 12, #3 Arkansas 2 (7 inn. / DH-1)  
\*at #1 LSU 14, #3 Arkansas 5 (DH-2)  
\*#2 Florida 9, at #13 Ole Miss 7 (DH-1)  
\*#2 Florida 12, at #13 Ole Miss 8 (DH-2)  
\*#16 Kentucky 9, at #25 Alabama 5  
\*Georgia 24, at Auburn 7 (8 inn.)  
\*#4 Vanderbilt 18, at Mississippi State 5  
\*at #4 South Carolina 8, #15 Missouri 1 (DH-1)  
\*at #4 South Carolina 5, #15 Missouri 4 (12 inn. / DH-2)

### Sunday, March 26

\*at #25 Alabama 4, #16 Kentucky 3  
\*at #11 Tennessee 9, #12 Texas A&M 6  
\*#4 Vanderbilt 11, at Mississippi State 7  
\*#2 Florida 7, at #13 Ole Miss 4

### Tuesday, March 28

at #9 Tennessee 5, UNC Asheville 0  
#12 Kentucky 10, at Western Kentucky 8  
Alabama 10, Middle Tennessee State 4 (Huntsville, Ala.)  
at #5 Arkansas 16, Omaha 3 (7 inn.)  
at Auburn 14, North Alabama 1 (7 inn.)  
at Mississippi State 9, Samford 4  
#2 South Carolina 13, at The Citadel 2 (7 inn.)  
#15 Texas 5, at Texas A&M 2  
at #4 Vanderbilt 11, Lipscomb 1 (8 inn.)  
at #1 LSU 17, Grambling 5 (7 inn.)  
#25 Missouri 6, Illinois 5 (Sauget, Ill.)  
#2 Florida vs. Florida State (Jacksonville, Fla.) - postponed  
#22 Ole Miss vs. Southern Miss (Pearl, Miss.) - canceled

### Wednesday, March 29

#25 Missouri 7, at Lindenwood 5  
Georgia Southern 12, at Georgia 2

### Thursday, March 30

\*#2 South Carolina 6, at Mississippi State 4  
\*at #1 LSU 5, #9 Tennessee 2

### Friday, March 31

\*at #4 Vanderbilt 9, Georgia 2  
\*Auburn 10, at #2 Florida 1  
\*at #12 Kentucky 12, #25 Missouri 2 (7 inn.)  
\*at #1 LSU 6, #9 Tennessee 4  
\*at Texas A&M 8, #22 Ole Miss 6  
\*at Mississippi State 13, #2 South Carolina 3 (7 inn.)  
\*Alabama 12, at #5 Arkansas 1

### Saturday, April 1

\*at #12 Kentucky 10, #25 Missouri 0 (8 inn.)  
\*#9 Tennessee 14, at #1 LSU 7  
\*at #5 Arkansas 9, Alabama 6  
\*at #4 Vanderbilt 16, Georgia 8  
\*#2 South Carolina 14, at Mississippi State 5  
\*at #2 Florida 12, Auburn 5  
\*#22 Ole Miss 14, at Texas A&M 7

### Sunday, April 2

\*at #12 Kentucky 3, #25 Missouri 1  
\*at #2 Florida 17, Auburn 8  
\*at #4 Vanderbilt 4, Georgia 0  
\*at Texas A&M 5, #22 Ole Miss 4  
\*at #5 Arkansas 5, Alabama 4

### Tuesday, April 4

at #2 Florida 8, Bethune-Cookman 4  
Georgia 6, at Kennesaw State 4  
at #8 Kentucky 13, Dayton 6  
at Alabama 10, Troy 2  
at UAB 6, Auburn 5  
Ole Miss 7, at Memphis 2  
at Mississippi State 21, Grambling 2 (7 inn.)  
#3 South Carolina 5, #13 North Carolina 0 (Charlotte N.C.)  
at Texas A&M 10, Texas State 9  
at #2 Vanderbilt 8, Western Kentucky 1  
at #1 LSU 12, Nicholls 2 (7 inn.)  
Arkansas State at #5 Arkansas - canceled

### Thursday, April 6

\*Mississippi State 12, at Alabama 8  
\*at #3 South Carolina 13, #1 LSU 5  
\*#2 Vanderbilt 7, at Missouri 6  
\*Texas A&M 9, at Auburn 5  
\*#2 Florida 6, at #8 Tennessee 1  
\*#5 Arkansas at Ole Miss - postponed

### Friday, April 7

\*#1 LSU 8, at #3 South Carolina 7  
\*at Alabama 11, Mississippi State 1 (7 inn.)



## 2023 SEC Baseball

\*at Auburn 10, Texas A&M 9 (DH-1)  
\*Texas A&M 12, at Auburn 6 (DH-2)  
\*#5 Arkansas 11, at Ole Miss 2 (DH-1)  
\*at Ole Miss 7, #5 Arkansas 4 (DH-2)  
\*#8 Kentucky 7, at Georgia 4  
\*#2 Florida 9, at #8 Tennessee 3  
\*at Missouri 5, #2 Vanderbilt 4

### Saturday, April 8

\*at #8 Tennessee 14, #2 Florida 2 (8 inn.)  
\*#5 Arkansas 6, at Ole Miss 4  
\*#2 Vanderbilt 5, at Missouri 0  
\*Mississippi State 8, at Alabama 4  
\*#1 LSU at #3 South Carolina - canceled  
\*#8 Kentucky at Georgia - postponed

### Sunday, April 9

\*at Georgia 3, #8 Kentucky 0 (7 inn.) [DH-1]  
\*at Georgia 6, #8 Kentucky 2 (7 inn.) [DH-2]

### Tuesday, April 11

at #2 Florida 5, Florida State 3  
at #12 Tennessee 14, Eastern Kentucky 2 (7 inn.)  
at Alabama 13, Southern Miss 0  
at Georgia Tech 12, Auburn 8 (10 inn.)  
Clemson 8, at Georgia 1  
#1 LSU 11, at Tulane 5  
Mississippi State 7, at UAB 3  
at #3 South Carolina 7, USC Upstate 2  
UTSA 5, at Texas A&M 1  
at #2 Vanderbilt 14, North Alabama 2 (7 inn.)  
at #5 Arkansas 21, Little Rock 5 (7 inn.)  
Memphis 11, at Ole Miss 9  
Missouri 10, at Missouri State 1  
#11 Kentucky at #8 Louisville - postponed

### Wednesday, April 12

Little Rock 11, at #5 Arkansas 4  
at Ole Miss 13, Alcorn State 4

### Thursday, April 13

\*at #1 LSU 16, #11 Kentucky 6 (8 inn.)  
\*at Texas A&M 13, Missouri 5

### Friday, April 14

\*Auburn 8, at Alabama 4  
\*Georgia 13, at #2 Florida 11  
\*Ole Miss 3, at Mississippi State 2  
\*at Texas A&M 13, Missouri 1 (7 inn.)  
\*#3 South Carolina 14, at #2 Vanderbilt 6  
\*#11 Kentucky 13, at #1 LSU 10  
\*at #5 Arkansas 5, #12 Tennessee 2

### Saturday, April 15

\*Missouri 13, at Texas A&M 5  
\*at #1 LSU 7, #11 Kentucky 6  
\*at #2 Vanderbilt 8, #3 South Carolina 5  
\*at Mississippi State 8, Ole Miss 7  
\*at #5 Arkansas 6, #12 Tennessee 3  
\*at Alabama 4, Auburn 2  
\*at #2 Florida 2, Georgia 1

### Sunday, April 16

\*at #2 Florida 11, Georgia 6  
\*at Alabama 6, Auburn 1  
\*at Mississippi State 5, Ole Miss 3  
\*at #2 Vanderbilt 6, #3 South Carolina 4  
\*at #5 Arkansas 7, #12 Tennessee 2

### Tuesday, April 18

at #2 Florida 17, Florida A&M 7 (7 inn.)  
Georgia 5, at Clemson 4  
at #9 Kentucky 13, Xavier 2 (8 inn.)  
Tennessee Tech 12, at #19 Tennessee 5  
at UAB 4, Alabama 3 (11 inn.)  
at #4 Arkansas 6, Central Arkansas 3  
at Auburn 13, Samford 3 (8 inn.)  
at Missouri 7, Missouri State 6  
at #6 South Carolina 10, Charleston Southern 4

Indiana State 10, at #2 Vanderbilt 2  
UL-Lafayette 8, at #1 LSU 5  
Ole Miss 6, at Arkansas State 3  
Southern at Mississippi State - canceled

### Wednesday, April 19

at Texas A&M 13, Prairie View A&M 3 (7 inn.)

### Thursday, April 20

\*at Georgia 6, #4 Arkansas 5  
\*at #6 South Carolina 13, #2 Florida 3 (7 inn.)

### Friday, April 21

\*at Georgia 7, #4 Arkansas 3  
\*at #19 Tennessee 4, #2 Vanderbilt 3 (12 inn.)  
\*Alabama 6, at Missouri 4  
\*at Auburn 2, Mississippi State 1  
\*at #6 South Carolina 5, #2 Florida 2  
\*#1 LSU 7, at Ole Miss 3  
\*Texas A&M at #9 Kentucky - postponed

### Saturday, April 22

\*at #19 Tennessee 17, #2 Vanderbilt 1 (7 inn.)  
\*at Georgia 9, #4 Arkansas 8  
\*at #6 South Carolina 7, #2 Florida 5  
\*Texas A&M 6, at #9 Kentucky 3 (DH-1)  
\*Texas A&M 8, at #9 Kentucky 7 (DH-2)  
\*Mississippi State 11, at Auburn 10  
\*#1 LSU 8, at Ole Miss 4  
\*Alabama 10, at Missouri 4

### Sunday, April 23

\*at #9 Kentucky 8, Texas A&M 1  
\*at #19 Tennessee 10, #2 Vanderbilt 5  
\*Alabama 3, at Missouri 2  
\*at Auburn 12, Mississippi State 11  
\*#1 LSU 7, at Ole Miss 6

### Tuesday, April 25

at #4 Florida 6, North Florida 2  
Georgia State 9, at Georgia 7  
at #8 Tennessee 19, Bellarmine 1  
at Alabama 13, Samford 6  
Troy 8, at Auburn 7  
#19 Louisville 7, at #10 Kentucky 0  
Mississippi State 2, Ole Miss 1 (Pearl, Miss.)  
Sam Houston 9, at Texas A&M 2  
at Missouri State 8, #6 Arkansas 4  
Nicholls 6, at #1 LSU 5

### Wednesday, April 26

Missouri 8, at SIUE 3

### Thursday, April 27

\*at #8 Tennessee 8, Mississippi State 7  
\*at #6 Arkansas 7, Texas A&M 5

### Friday, April 28

\*at #8 Tennessee 12, Mississippi State 8  
\*at #1 LSU 8, Alabama 6  
\*at #6 Arkansas 10, Texas A&M 4  
\*Auburn 8, at #2 South Carolina 3  
\*at #5 Vanderbilt 6, #10 Kentucky 4  
\*at Ole Miss 7, Georgia 3  
\*at #4 Florida 11, Missouri 1 (7 inn.)

### Saturday, April 29

\*at #6 Arkansas 8, Texas A&M 7  
\*at #4 Florida 11, Missouri 7  
\*Georgia 7, at Ole Miss 3  
\*at #8 Tennessee 13, Mississippi State 2 (7 inn.)  
\*at #5 Vanderbilt 9, #10 Kentucky 3  
\*Auburn 9, at #2 South Carolina 5  
\*at #1 LSU 12, Alabama 8

### Sunday, April 30

\*at #4 Florida 8, Missouri 7  
\*at #1 LSU 13, Alabama 11  
\*at Ole Miss 8, Georgia 7

\*at #2 South Carolina 8, Auburn 7  
\*at #5 Vanderbilt 3, #10 Kentucky 2

### Tuesday, May 2

at Ole Miss 12, Little Rock 10  
#3 Florida 7, Florida State 5 (Jacksonville, Fla.)  
at Georgia 10, Kennesaw State 9  
at #6 Tennessee 13, Wofford 3 (7 inn.)  
Lipscomb 8, #5 Arkansas 6 (11 inn. / North Little Rock, Ark.)  
at Missouri 9, Kansas 7  
at Texas A&M 6, Tarleton 5  
at #3 Vanderbilt 11, Georgia State 5  
#1 LSU 10, at Southeastern Louisiana 0 (7 inn.)

### Wednesday, May 3

South Carolina 6, at Winthrop 1

### Thursday, May 4

\*at Missouri 11, Ole Miss 9  
\*at Alabama 11, #3 Vanderbilt 2

### Friday, May 5

\*#6 Tennessee 12, at Georgia 3  
\*at #21 Kentucky 7, #3 South Carolina 3  
\*#5 Arkansas 6, at Mississippi State 2  
\*#1 LSU 3, at Auburn 0  
\*#3 Florida 6, at Texas A&M 5  
\*at Missouri 13, Ole Miss 3 (7 inn.)  
\*#3 Vanderbilt 4, at Alabama 1

### Saturday, May 6

\*at Georgia 3, #6 Tennessee 1  
\*at #21 Kentucky 14, #3 South Carolina 7  
\*at Alabama 2, #3 Vanderbilt 1  
\*Ole Miss 20, at Missouri 14  
\*at Texas A&M 15, #3 Florida 2 (7 inn.)  
\*#5 Arkansas 14, at Mississippi State 2 (7 inn.)  
\*at Auburn 8, #1 LSU 6

### Sunday, May 7

\*Tennessee at Georgia - 1 p.m. [SECN+]  
\*Arkansas at Mississippi State - 2 p.m. [SECN+]  
\*LSU at Auburn - 2 p.m. [SECN+]  
\*Florida at Texas A&M - 2 p.m. [SECN+]  
\*South Carolina at Kentucky - 2 p.m. [SECN]

### Tuesday, May 9

North Florida 8, at #5 South Carolina 5  
#3 Vanderbilt 12, at Louisville 8 (12 inn.)  
at #15 Kentucky 9, Tennessee Tech 2  
at #11 Tennessee 9, Austin Peay 4  
#24 Alabama 7, Troy 2 (Montgomery, Ala.)  
at Texas A&M 11, UTRGV 1 (7 inn.)  
at #2 LSU 14, Northwestern State 4 (7 inn.)  
#23 Auburn vs. Samford (Hoover, Ala.) - canceled  
Memphis at Mississippi State - canceled

### Wednesday, May 10

at Georgia 9, USC Upstate 2

### Thursday, May 11

\*#23 Auburn at Ole Miss - postponed

### Friday, May 12

\*#23 Auburn 16, at Ole Miss 4 (DH-1 / 8 inn.)  
\*#23 Auburn 8, at Ole Miss 2 (DH-2)  
\*at #5 Florida 10, #3 Vanderbilt 0 (7 inn.)  
\*at #11 Tennessee 10, #15 Kentucky 6  
\*at Texas A&M 11, #24 Alabama 5  
\*at Missouri 13, Georgia 3 (7 inn.)  
\*at #3 Arkansas 4, #5 South Carolina 1  
\*at #2 LSU 12, Mississippi State 1 (7 inn.)

### Saturday, May 13

\*at #11 Tennessee 10, #15 Kentucky 7  
\*#24 Alabama 12, at Texas A&M 1 (7 inn.)  
\*#23 Auburn 13, at Ole Miss 5  
\*at Missouri 14, Georgia 12  
\*at #5 Florida 6, #3 Vanderbilt 2



## 2023 SEC Baseball

\*Mississippi State 9, at #2 LSU 4  
\*#5 South Carolina 3, at #3 Arkansas 1

### Sunday, May 14

\*at #5 Florida 6, #3 Vanderbilt 2  
\*at Missouri 5, Georgia 4  
\*#15 Kentucky 10, at #11 Tennessee 0  
\*Mississippi State 14, at #2 LSU 13 (10 inn.)  
\*at #3 Arkansas 5, #5 South Carolina 1  
\*#24 Alabama 11, at Texas A&M 0

### Tuesday, May 16

at #9 Tennessee 9, Belmont 5 (8 inn.)  
Charlotte 11, at #9 South Carolina 9  
at #4 LSU 7, McNeese 4  
Austin Peay at Ole Miss - canceled  
Jacksonville State at #19 Auburn - canceled  
Indiana State at Missouri - canceled  
Western Carolina at Georgia - canceled  
North Alabama at Mississippi State - canceled  
Middle Tennessee State at #6 Vanderbilt - canceled

### Thursday, May 18

\*#4 LSU 8, at Georgia 5 (12 inn.)  
\*#2 Florida 10, at #19 Kentucky 3  
\*at #19 Alabama 4, Ole Miss 1  
\*#2 Arkansas 8, at #6 Vanderbilt 2  
\*at Mississippi State 10, Texas A&M 8  
\*Missouri at #19 Auburn - postponed  
\*#9 Tennessee at #9 South Carolina - postponed

### Friday, May 19

\*at #19 Auburn 4, Missouri 0 (DH-1)  
\*at #19 Auburn 7, Missouri 2 (DH-2)  
\*#9 Tennessee 5, at #9 South Carolina 0  
\*#4 LSU 8, at Georgia 4  
\*at #19 Kentucky 6, #2 Florida 4  
\*at #19 Alabama 12, Ole Miss 2 (7 inn. / DH-1)  
\*at #19 Alabama 5, Ole Miss 1 (DH-2)  
\*Texas A&M 6, at Mississippi State 4  
\*at #6 Vanderbilt 10, #2 Arkansas 8

### Saturday, May 20

\*at Georgia 9, #4 LSU 5  
\*#2 Florida 5, at #19 Kentucky 2  
\*at #9 South Carolina 6, #9 Tennessee 1 (7 inn. / DH-1)  
\*#9 Tennessee 12, at #9 South Carolina 1 (7 inn. / DH-2)  
\*at #6 Vanderbilt 7, #2 Arkansas 6  
\*at #19 Auburn 9, Missouri 7  
\*Texas A&M 15, at Mississippi State 10

### Tuesday, May 23

SEC Tournament - Hoover, Ala.  
[6] #19 South Carolina 9, [11] Georgia 0  
[10] Texas A&M 3, [7] #9 Tennessee 0  
[9] #16 Alabama 4, [8] #21 Kentucky 0  
[5] #13 Auburn 10, [12] Missouri 4

### Wednesday, May 24

SEC Tournament - Hoover, Ala.  
[3] #3 LSU 10, [6] #19 South Carolina 3  
[2] #3 Arkansas 6, [10] Texas A&M 5 (11 inn.)  
[1] #2 Florida 7, [9] #16 Alabama 6 (11 inn.)  
[4] #6 Vanderbilt 6, [5] #13 Auburn 4

### Thursday, May 25

SEC Tournament - Hoover, Ala.  
[10] Texas A&M 5, [6] #19 South Carolina 0  
[9] #16 Alabama 7, [5] #13 Auburn 4  
[2] #3 Arkansas 5, [3] #3 LSU 4  
[1] #2 Florida 6, [4] #6 Vanderbilt 3

### Friday, May 26

SEC Tournament - Hoover, Ala.  
[10] Texas A&M 5, [3] #3 LSU 4  
[4] #6 Vanderbilt 9, [9] #16 Alabama 2

### Saturday, May 27

SEC Tournament - Hoover, Ala.  
[10] Texas A&M 5, [2] #3 Arkansas 4  
[4] #6 Vanderbilt 11, [1] #2 Florida 6

### Sunday, May 28

SEC Tournament - Hoover, Ala.  
[4] #6 Vanderbilt 10, [10] Texas A&M 4

### Friday, June 2

NCAA Regionals  
at #21 Kentucky 4, Ball State 0  
at #5 LSU 7, Tulane 2  
at #3 Arkansas 13, Santa Clara 6  
at #2 Florida 3, Florida A&M 0  
#9 Tennessee 8, Charlotte 1 (Clemson, S.C.)  
at #16 South Carolina 19, Central Connecticut State 1  
Penn 6, at #13 Auburn 3 (11 inn.)  
at #16 Alabama 4, Nicholls 3  
at #3 Vanderbilt 12, Eastern Illinois 2  
#25 Texas A&M 12, Cal State Fullerton 7 (Stanford, Calif.)

### Saturday, June 3

NCAA Regionals  
#13 Southern Miss 7, at #13 Auburn 2  
Texas Tech 5, at #2 Florida 4  
Indiana 5, at #21 Kentucky 3  
at #16 South Carolina 6, NC State 3  
#9 Tennessee 6, at #3 Clemson 5 (14 inn.)  
at #16 Alabama 11, Troy 8  
#25 Texas A&M 8, at #3 Stanford 5  
#24 Oregon 8, at #3 Vanderbilt 7  
#5 LSU vs. #14 Oregon State - postponed  
#3 Arkansas vs. #17 TCU - postponed

### Sunday, June 4

NCAA Regionals  
at #2 Florida 8, #10 Connecticut 2  
at #2 Florida 7, Texas Tech 1  
at #21 Kentucky 10, #16 West Virginia 0  
at #21 Kentucky 16, Indiana 6  
#17 TCU 20, at #3 Arkansas 5  
at #3 Arkansas 6, Santa Clara 4  
at #5 LSU 6, #14 Oregon State 5  
Xavier 2, at #3 Vanderbilt 1  
#16 South Carolina 16, #10 Campbell 7  
#9 Tennessee 9, Charlotte 2 (Clemson, S.C.)  
#16 Alabama 8, #24 Boston College 0  
at #3 Stanford 13, #25 Texas A&M 5

### Monday, June 5

NCAA Regionals  
at #2 Florida 6, Texas Tech 0  
at #5 LSU 13, #14 Oregon State 7  
#17 TCU 12, at #3 Arkansas 4  
at #21 Kentucky 4, Indiana 2  
at #3 Stanford 7, #25 Texas A&M 1

### Friday, June 9

NCAA Super Regionals  
at #2 Florida 5, #7 South Carolina 4

### Saturday, June 10

NCAA Super Regionals  
at #1 Wake Forest 5, #8 Alabama 4  
at #2 Florida 4, #7 South Carolina 0  
at #3 LSU 14, #15 Kentucky 0  
at #9 Southern Miss 5, #6 Tennessee 3 (concluded Sunday)

### Sunday, June 11

NCAA Super Regionals  
at #1 Wake Forest 22, #8 Alabama 5  
#6 Tennessee 8, at #9 Southern Miss 4  
at #3 LSU 8, #15 Kentucky 3

### Monday, June 12

NCAA Super Regionals  
#6 Tennessee 5, at #9 Southern Miss 0

### Friday, June 16

NCAA College World Series  
#2 Florida 6, #5 Virginia 5

### Saturday, June 17

NCAA College World Series  
#3 LSU 6, #6 Tennessee 3

### Sunday, June 18

NCAA College World Series  
#2 Florida 5, #6 Oral Roberts 4

### Monday, June 19

NCAA College World Series  
#6 Tennessee 6, #3 Stanford 4  
#1 Wake Forest 3, #3 LSU 2

### Tuesday, June 20

NCAA College World Series  
#3 LSU 5, #6 Tennessee 0

### Wednesday, June 21

NCAA College World Series  
#2 Florida 3, #8 TCU 2  
#3 LSU 5, #1 Wake Forest 2

### Thursday, June 22

NCAA College World Series  
#3 LSU 2, #1 Wake Forest 0 (11 inn.)

### Saturday, June 24

NCAA College World Series Finals  
#3 LSU 4, #2 Florida 3 (11 inn.)

### Sunday, June 25

NCAA College World Series Finals  
#2 Florida 24, #3 LSU 4

### Monday, June 26

NCAA College World Series Finals  
#3 LSU 18, #2 Florida 4

\*Denotes SEC game

Note: Rankings reflect highest among the six major polls at time of the game





## 2023 SEC Baseball

### Alabama (43-21, 16-14 SEC)

Date	Opponent	Location/Result
F17	Richmond	W, 12-3
F18	Richmond	W, 13-1
F19	Richmond	W, 14-1 (7 inn.)
F21	Tennessee Tech	W, 7-4
F22	UT Martin	W, 10-0 (7 inn.)
F24	High Point	W, 9-4
F25	High Point	W, 10-6
F26	High Point	W, 4-2
F28	Jacksonville State	W, 17-3
M3	UIC	W, 11-1 (7 inn.)
M4	UIC	W, 10-0 (7 inn.)
M5	UIC	W, 9-7
M7	at Samford	W, 11-6
M8	Alabama State	W, 21-7 (7 inn.)
M10	Columbia	L, 10-7
M11	Columbia	W, 6-2
M11	Columbia	L, 15-3
M14	at South Alabama	W, 4-0
M16	at #2 Florida*	L, 3-0
M17	at #2 Florida*	L, 8-7
M17	at #2 Florida*	W, 6-3
M21	UAB	W, 12-2 (8 inn.)
M24	#16 Kentucky*	L, 4-3 (12 inn.)
M25	#16 Kentucky*	L, 9-5
M26	#16 Kentucky*	W, 4-3
M28	vs. MTSU	W, 10-4
M31	at #5 Arkansas*	W, 12-1
A1	at #5 Arkansas*	L, 9-6
A2	at #5 Arkansas*	L, 5-4
A4	Troy	W, 10-2
A6	Mississippi State*	L, 12-8
A7	Mississippi State*	W, 11-1 (7 inn.)
A8	Mississippi State*	L, 8-4
A11	Southern Miss	W, 13-0
A14	Auburn*	L, 8-4
A15	Auburn*	W, 4-2
A16	Auburn*	W, 6-1
A18	at UAB	L, 4-3 (11 inn.)
A21	at Missouri*	W, 6-4
A22	at Missouri*	W, 10-4
A23	at Missouri*	W, 3-2
A25	Samford	W, 13-6
A28	at #1 LSU*	L, 8-6
A29	at #1 LSU*	L, 12-8
A30	at #1 LSU*	L, 13-11
M4	#3 Vanderbilt*	W, 11-2
M5	#3 Vanderbilt*	L, 4-1
M6	# Vanderbilt*	W, 2-1
M9	vs. Troy	W, 7-2
M12	at Texas A&M*	L, 11-5
M13	at Texas A&M*	W, 12-1 (7 inn.)
M14	at Texas A&M*	W, 11-0
M18	Ole Miss*	W, 4-1
M19	Ole Miss*	W, 12-2 (7 inn.)
M19	Ole Miss*	W, 5-1
M23	vs. #21 Kentucky	W, 4-0
M24	vs. #2 Florida	L, 7-6 (11 inn.)
M25	vs. #13 Auburn	W, 7-4
M26	vs. #6 Vanderbilt	L, 9-2
J2	Nicholls	W, 4-3
J3	Troy	W, 11-8
J4	#24 Boston College	W, 8-0
J10	at #1 Wake Forest	L, 5-4
J11	at #1 Wake Forest	L, 22-5

\*SEC Game

### Arkansas (43-18, 20-10 SEC)

Date	Opponent	Location/Result
F17	vs. #24 Texas	W, 3-2
F18	vs. #14 TCU	L, 18-6
F19	vs. #8 Oklahoma State	W, 18-1
F21	Grambling	W, 9-7
F24	Eastern Illinois	W, 13-2 (7 inn.)
F25	Eastern Illinois	W, 10-3
F26	Eastern Illinois	L, 12-3
M1	Illinois State	W, 10-9 (11 inn.)
M3	Wright State	W, 12-2 (8 inn.)
M4	Wright State	W, 12-6
M5	Wright State	W, 6-2
M7	Army	W, 7-5
M10	Louisiana Tech	W, 7-4
M11	Louisiana Tech	W, 6-1
M12	Louisiana Tech	W, 15-6
M14	UNLV	W, 13-7
M15	UNLV	W, 5-2
M17	#18 Auburn*	W, 7-2
M18	#18 Auburn*	W, 9-3
M19	#18 Auburn*	W, 5-0
M21	SE Missouri State	W, 12-2 (7 inn.)
M24	at #1 LSU*	W, 9-3 (10 inn.)
M25	at #1 LSU*	L, 12-2 (7 inn.)
M25	at #1 LSU*	L, 14-5
M28	Omaha	W, 16-3 (7 inn.)
M31	Alabama*	L, 12-1
A1	Alabama*	W, 9-6
A2	Alabama*	W, 5-4
A4	Arkansas State	Fayetteville, Ark.
A7	at Ole Miss*	W, 11-2
A7	at Ole Miss*	L, 7-4
A8	at Ole Miss*	W, 6-4
A11	Little Rock	W, 21-5 (7 inn.)
A12	Little Rock	L, 11-4
A14	#12 Tennessee*	W, 5-2
A15	#12 Tennessee*	W, 6-3
A16	#12 Tennessee*	W, 7-2
A18	Central Arkansas	W, 6-3
A20	at Georgia*	L, 6-5
A21	at Georgia*	L, 7-3
A22	at Georgia*	L, 9-8
A25	at Missouri State	L, 8-4
A27	Texas A&M*	W, 7-5
A28	Texas A&M*	W, 10-4
A29	Texas A&M*	W, 8-7
M2	vs. Lipscomb	L, 8-6 (11 inn.)
M5	at Mississippi State*	W, 6-2
M6	at Mississippi State*	W, 14-2 (7 inn.)
M7	at Mississippi State*	W, 11-6
M12	#5 South Carolina*	W, 4-1
M13	#5 South Carolina*	L, 3-1
M14	#5 South Carolina*	W, 5-1
M18	at #6 Vanderbilt*	W, 8-2
M19	at #6 Vanderbilt*	L, 10-8
M20	at #6 Vanderbilt*	L, 7-6
M24	vs. Texas A&M	W, 6-5 (11 inn.)
M25	vs. #3 LSU	W, 5-4
M27	vs. Texas A&M	L, 5-4
J2	Santa Clara	W, 13-6
J4	#17 TCU	L, 20-5
J4	Santa Clara	W, 6-4
J5	#17 TCU	L, 12-4

\*SEC Game

### Auburn (34-23-1, 17-13 SEC)

Date	Opponent	Location/Result
F17	Indiana	W, 8-4
F18	Indiana	W, 6-1
F19	Indiana	L, 11-2
F21	vs. North Alabama	W, 13-1 (7 inn.)
F24	Southern Cal	W, 5-3
F25	Southern Cal	W, 12-6
F26	Southern Cal	T, 12-12
M1	Florida A&M	W, 18-8 (7 inn.)
M3	Lipscomb	W, 7-3
M4	Lipscomb	W, 12-11
M5	Lipscomb	W, 4-3
M7	UAB	W, 4-1
M8	at Jacksonville State	W, 6-3
M10	SE Louisiana	W, 7-1
M11	SE Louisiana	L, 8-3
M11	SE Louisiana	L, 8-7
M14	Georgia Tech	W, 12-11 (12 inn.)
M17	at #3 Arkansas*	L, 7-2
M18	at #3 Arkansas*	L, 9-3
M19	at #3 Arkansas*	L, 5-0
M21	vs. South Alabama	W, 6-5
M23	Georgia*	W, 7-6 (11 inn.)
M24	Georgia*	W, 6-3
M25	Georgia*	L, 24-7 (8 inn.)
M28	North Alabama	W, 14-1 (7 inn.)
M31	at # Florida*	W, 10-1
A1	at #2 Florida*	L, 12-5
A2	at #2 Florida*	L, 17-8
A4	at UAB	L, 6-5
A6	Texas A&M*	L, 9-5
A7	Texas A&M*	W, 10-9
A7	Texas A&M*	L, 12-6
A11	at Georgia Tech	L, 12-8 (10 inn.)
A14	at Alabama*	W, 8-4
A15	at Alabama*	L, 4-2
A16	at Alabama*	L, 6-1
A18	Samford	W, 13-3 (8 inn.)
A21	Mississippi State*	W, 2-1
A22	Mississippi State*	L, 11-10
A23	Mississippi State*	W, 12-11
A25	Troy	L, 8-7
A28	at #2 South Carolina*	W, 8-3
A29	at #2 South Carolina*	W, 9-5
A30	at #2 South Carolina*	L, 8-7
M5	#1 LSU*	L, 3-0
M6	#1 LSU*	W, 8-6
M7	#1 LSU*	W, 12-2 (8 inn.)
M9	vs. Samford	canceled
M12	at Ole Miss*	W, 16-4 (8 inn.)
M12	at Ole Miss*	W, 8-2
M13	at Ole Miss*	W, 13-5
M16	Jacksonville State	canceled
M19	Missouri*	W, 4-0
M19	Missouri*	W, 7-2
M20	Missouri*	W, 9-7
M23	vs. Missouri	W, 10-4
M24	vs. #6 Vanderbilt	L, 6-4
M25	vs. #16 Alabama	L, 7-4
J2	Penn	L, 6-3 (11 inn.)
J3	#13 Southern Miss	L, 7-2

\*SEC Game

### Florida (54-17, 20-10 SEC)

Date	Opponent	Location/Result
F17	Charleston Southern	W, 13-3 (7 inn.)
F18	Charleston Southern	W, 16-2 (7 inn.)
F19	Charleston Southern	W, 8-0
F21	at South Florida	W, 6-1
F22	South Florida	L, 10-9
F24	Cincinnati	W, 13-6
F25	Cincinnati	W, 13-3 (8 inn.)
F26	Cincinnati	W, 13-7
F28	at Jacksonville	W, 18-8
M1	Jacksonville	L, 10-8
M3	#5 Miami	W, 10-4
M4	#5 Miami	L, 14-6
M5	#5 Miami	W, 14-4 (8 inn.)
M7	Florida Atlantic	W, 18-11
M8	Florida Atlantic	W, 11-0 (8 inn.)
M10	Siena	W, 3-2
M11	Siena	W, 11-0 (7 inn.)
M12	Siena	W, 12-2 (7 inn.)
M14	North Florida	W, 7-2
M16	#22 Alabama*	W, 3-0
M17	#22 Alabama*	W, 8-7
M17	#22 Alabama*	L, 6-3
M21	at Florida State	W, 9-5
M25	at #13 Ole Miss*	W, 9-7
M25	at #13 Ole Miss*	W, 12-8
M26	at #13 Ole Miss*	W, 7-4
M28	vs. Florida State	postponed
M31	Auburn*	L, 10-1
A1	Auburn*	W, 12-5
A2	Auburn*	W, 17-8
A4	Bethune-Cookman	W, 8-4
A6	at #8 Tennessee*	W, 6-1
A7	at #8 Tennessee*	W, 9-3
A8	at #8 Tennessee*	L, 14-2 (8 inn.)
A11	Florida State	W, 5-3
A14	Georgia*	L, 13-11
A15	Georgia*	W, 2-1
A16	Georgia*	W, 11-6
A18	Florida A&M	W, 17-7 (7 inn.)
A20	at #6 South Carolina*	L, 13-3 (7 inn.)
A21	at #6 South Carolina*	L, 5-2
A22	at #6 South Carolina*	L, 7-5
A25	North Florida	W, 6-2
A28	Missouri*	W, 11-1 (7 inn.)
A29	Missouri*	W, 11-7
A30	Missouri*	W, 8-7
M2	vs. Florida State	W, 7-5
M5	at Texas A&M*	W, 6-5
M6	at Texas A&M*	L, 15-2 (7 inn.)
M7	at Texas A&M*	L, 3-2
M12	#3 Vanderbilt*	W, 10-0 (7 inn.)
M13	#3 Vanderbilt*	W, 6-2
M14	#3 Vanderbilt*	W, 6-2
M18	at #19 Kentucky*	W, 10-3
M19	at #19 Kentucky*	L, 6-4
M20	at #19 Kentucky*	W, 5-2
M24	vs. #16 Alabama	W, 7-6 (11 inn.)
M25	vs. #6 Vanderbilt	W, 6-3
M26	vs. #6 Vanderbilt	L, 11-6
J2	Florida A&M	W, 3-0
J3	Texas Tech	L, 5-4
J4	#10 UConn	W, 8-2
J4	Texas Tech	W, 7-1
J5	Texas Tech	W, 6-0
J9	#7 South Carolina	W, 5-4
J10	#7 South Carolina	W, 4-0
J16	vs. #5 Virginia	W, 6-5
J18	vs. #6 Oral Roberts	W, 5-4
J21	vs. #8 TCU	W, 3-2
J24	vs. #3 LSU	L, 4-3 (11 inn.)
J25	vs. #3 LSU	W, 24-4
J26	vs. #3 LSU	L, 18-4

\*SEC Game



## 2023 SEC Baseball

### Georgia (29-27, 11-19 SEC)

Date	Opponent	Location/Result
F17	Jacksonville State	L, 8-5
F18	Jacksonville State	W, 10-3
F19	Jacksonville State	W, 10-5
F24	Princeton	W, 12-5
F25	Princeton	W, 9-0
F26	Princeton	W, 12-7 (7 inn.)
F26	Princeton	L, 12-11
F28	Presbyterian	W, 11-6
M3	#16 Georgia Tech	W, 7-2
M4	at #16 Georgia Tech	W, 16-6
M5	vs. #16 Georgia Tech	L, 4-1
M7	vs. Georgia Southern	W, 17-11
M8	at Georgia Southern	W, 9-4
M10	Charleston Southern	W, 18-9
M11	Charleston Southern	W, 15-0 (7 inn.)
M11	Charleston Southern	L, 5-4
M14	Wofford	W, 10-8
M18	#14 South Carolina*	L, 5-4
M18	#14 South Carolina*	L, 12-2 (7 inn.)
M19	#14 South Carolina*	L, 12-1 (7 inn.)
M21	vs. Georgia State	W, 8-3
M23	at Auburn*	L, 7-6 (11 inn.)
M24	at Auburn*	L, 6-3
M25	at Auburn*	W, 24-7 (8 inn.)
M29	Georgia Southern	L, 12-2
M31	at #4 Vanderbilt*	L, 9-2
A1	at #4 Vanderbilt*	L, 16-8
A2	at #4 Vanderbilt*	L, 4-0
A4	at Kennesaw State	W, 6-4
A8	#8 Kentucky*	L, 7-4
A9	#8 Kentucky*	W, 3-0 (7 inn.)
A9	#8 Kentucky*	W, 6-3 (7 inn.)
A11	Clemson	L, 8-1
A14	at #2 Florida*	W, 13-11
A15	at #2 Florida*	L, 2-1
A16	at #4 Florida*	L, 11-6
A18	at Clemson	W, 5-4
A20	#4 Arkansas*	W, 6-5
A21	#4 Arkansas*	W, 7-3
A22	#4 Arkansas*	W, 9-8
A25	Georgia State	L, 9-7
A28	at Ole Miss*	L, 7-3
A29	at Ole Miss*	W, 7-3
A30	at Ole Miss*	L, 8-7
M2	Kennesaw State	W, 10-9
M5	#6 Tennessee*	L, 12-3
M6	#6 Tennessee*	W, 3-1
M7	#6 Tennessee*	W, 9-4
M10	USC Upstate	W, 9-2
M12	at Missouri*	L, 13-3 (7 inn.)
M13	at Missouri*	L, 14-12
M14	at Missouri*	L, 5-4
M16	Western Carolina	canceled
M18	#4 LSU*	L, 8-5 (12 inn.)
M19	#4 LSU*	L, 8-4
M20	#4 LSU*	W, 9-5
M23	vs. #19 South Carolina	L, 9-0

\*SEC Game

### Kentucky (40-21, 16-14 SEC)

Date	Opponent	Location/Result
F17	at Elon	L, 2-0
F18	at Elon	W, 5-1
F19	at Elon	W, 4-0
F21	Evansville	W, 6-3
F24	Wright State	W, 8-3
F25	Wright State	L, 12-9
F26	Wright State	W, 15-0
F28	Morehead State	W, 15-1
M3	Indiana State	Postponed
M4	Indiana State	W, 4-2
M4	Indiana State	W, 5-4
M5	Indiana State	W, 7-6
M7	Murray State	W, 6-2
M8	Ohio	W, 9-2
M10	at Southern Illinois	W, 5-4 (10 inn.)
M11	at Southern Illinois	W, 7-2
M12	at Southern Illinois	W, 21-3 (7 inn.)
M14	Indiana	W, 12-2 (7 inn.)
M17	Mississippi State*	W, 6-5 (10 inn.)
M18	Mississippi State*	W, 12-3
M19	Mississippi State*	W, 17-3 (7 inn.)
M21	Eastern Kentucky	W, 9-3
M24	at #25 Alabama*	W, 4-3 (12 inn.)
M25	at #25 Alabama*	W, 9-5
M26	at #25 Alabama*	L, 4-3
M28	at Western Kentucky	W, 10-8
M31	#25 Missouri*	W, 12-2 (7 inn.)
A1	#25 Missouri*	W, 10-0 (8 inn.)
A2	#25 Missouri*	W, 3-1
A4	Dayton	W, 13-6
A8	at Georgia*	W, 7-4
A9	at Georgia*	L, 3-0 (7 inn.)
A9	at Georgia*	L, 6-3 (7 inn.)
A11	at #8 Louisville	postponed
A13	at #1 LSU*	L, 16-6 (8 inn.)
A14	at #1 LSU*	W, 13-10
A15	at #1 LSU*	L, 7-6
A18	Xavier	W, 13-2 (8 inn.)
A22	Texas A&M*	L, 6-3
A22	Texas A&M*	L, 8-7
A23	Texas A&M*	W, 8-1
A25	#19 Louisville	L, 7-0
A28	at #5 Vanderbilt*	L, 6-4
A29	at #5 Vanderbilt*	L, 9-3
A30	at #5 Vanderbilt*	L, 3-2
M5	#3 South Carolina*	W, 7-3
M6	#3 South Carolina*	W, 14-7
M7	#3 South Carolina*	W, 9-2
M9	Tennessee Tech	W, 9-2
M12	at #11 Tennessee	L, 10-6
M13	at #11 Tennessee*	L, 10-7
M14	at #11 Tennessee*	W, 10-0
M18	#2 Florida*	L, 10-3
M19	#2 Florida*	W, 6-4
M20	#2 Florida*	L, 5-2
M23	vs. #16 Alabama	L, 4-0
J2	Ball State	W, 4-0
J3	Indiana	L, 5-3
J4	#16 West Virginia	W, 10-0
J4	Indiana	W, 16-6
J5	Indiana	W, 4-2
J10	at #3 LSU	L, 14-0
J11	at #3 LSU	L, 8-3

\*SEC Game

### LSU (54-17, 19-10 SEC)

Date	Opponent	Location/Result
F17	Western Michigan	W, 10-0
F18	Western Michigan	W, 5-3
F19	Western Michigan	W, 9-2
F21	Southern	W, 18-4 (7 inn.)
F24	vs. Kansas State	W, 7-3
F25	vs. Iowa	L, 12-4
F26	vs. Sam Houston	W, 16-4
F28	at Texas	W, 3-0
M3	Butler	W, 12-2
M4	Central Conn. State	W, 26-4 (7 inn.)
M5	Central Conn. State	W, 13-0 (7 inn.)
M6	Butler	W, 11-0 (7 inn.)
M8	Lamar	W, 9-2
M10	Samford	W, 11-1 (7 inn.)
M11	Samford	W, 12-0 (7 inn.)
M12	Samford	W, 13-1 (7 inn.)
M14	New Orleans	W, 16-0
M17	at #11 Texas A&M*	W, 9-0
M18	at #11 Texas A&M*	W, 12-7
M19	at #11 Texas A&M*	L, 8-6
M21	Central Arkansas	W, 10-4
M24	#3 Arkansas*	L, 9-3 (10 inn.)
M25	#3 Arkansas*	W, 12-2 (7 inn.)
M25	#3 Arkansas*	W, 14-5
M28	Grambling	W, 17-5 (7 inn.)
M30	#9 Tennessee*	W, 5-2
M31	#9 Tennessee*	W, 6-4
A1	#9 Tennessee*	L, 14-7
A4	Nicholls	W, 12-2 (7 inn.)
A6	at #3 South Carolina*	L, 13-5
A7	at #3 South Carolina*	W, 8-7
A8	at #3 South Carolina*	canceled
A11	at Tulane	W, 11-5
A13	#11 Kentucky*	W, 16-6 (8 inn.)
A14	#11 Kentucky*	L, 13-10
A15	#11 Kentucky*	W, 7-6
A18	UL-Lafayette	L, 8-5
A21	at Ole Miss*	W, 7-3
A22	at Ole Miss*	W, 8-4
A23	at Ole Miss*	W, 7-6
A25	Nicholls	L, 6-5
A28	Alabama*	W, 8-6
A29	Alabama*	W, 12-8
A30	Alabama*	W, 13-11
M2	at SE Louisiana	W, 10-0 (7 inn.)
M5	at Auburn*	W, 3-0
M6	at Auburn*	L, 8-6
M7	at Auburn*	L, 12-2 (8 inn.)
M9	Northwestern State	W, 14-4 (7 inn.)
M12	Mississippi State*	W, 12-1 (7 inn.)
M13	Mississippi State*	L, 9-4
M14	Mississippi State*	L, 14-13 (10 inn.)
M16	McNeese State	W, 7-4
M18	at Georgia*	W, 8-5 (12 inn.)
M19	at Georgia*	W, 8-4
M20	at Georgia*	L, 9-5
M24	vs. #19 South Carolina	W, 10-3
M25	vs. #3 Arkansas	L, 5-4
M26	vs. Texas A&M	L, 5-4
J2	Tulane	W, 7-2
J4	#14 Oregon State	W, 6-5
J5	#14 Oregon State	W, 13-7
J10	#15 Kentucky	W, 14-0
J11	#15 Kentucky	W, 8-3
J17	vs. #6 Tennessee	W, 6-3
J19	vs. #1 Wake Forest	L, 3-2
J20	vs. #6 Tennessee	W, 5-0
J21	vs. #1 Wake Forest	W, 5-2
J22	vs. #1 Wake Forest	W, 2-0 (11 inn.)
J24	vs. #2 Florida	W, 4-3 (11 inn.)
J25	vs. #2 Florida	L, 24-4
J26	vs. #2 Florida	W, 18-4

\*SEC Game

### Ole Miss (25-29, 6-24 SEC)

Date	Opponent	Location/Result
F17	Delaware	W, 11-2
F18	Delaware	W, 10-0 (8 inn.)
F19	Delaware	W, 14-4 (7 inn.)
F21	Arkansas State	W, 11-3
F24	#13 Maryland	L, 9-2
F25	#13 Maryland	W, 12-6
F26	#13 Maryland	W, 18-8 (7 inn.)
F28	Louisiana Tech	L, 6-5
M1	Louisiana Tech	W, 4-3 (6 inn.)
M3	vs. #17 Maryland	W, 5-1
M4	at Minnesota	W, 9-7
M5	vs. Nebraska	W, 14-5
M7	#22 Southern Miss	W, 11-5
M10	Purdue	W, 15-7
M11	Purdue	W, 7-6 (10 inn.)
M12	Purdue	W, 6-1
M14	at Jacksonville State	L, 10-6
M16	at #6 Vanderbilt*	L, 12-2 (8 inn.)
M17	at #6 Vanderbilt*	L, 8-0
M18	at #6 Vanderbilt*	L, 7-2
M21	Arkansas Pine Bluff	W, 11-1 (7 inn.)
M25	#2 Florida*	L, 9-7
M25	#2 Florida*	L, 12-8
M26	#2 Florida*	L, 7-4
M28	vs. Southern Miss	canceled
M31	at Texas A&M*	L, 8-6
A1	at Texas A&M*	W, 14-7
A2	at Texas A&M*	L, 5-4
A4	at Memphis	W, 7-2
A7	#5 Arkansas*	L, 11-2
A7	#5 Arkansas*	W, 7-4
A8	#5 Arkansas*	L, 6-4
A11	Memphis	L, 11-9
A12	Alcorn State	W, 13-4
A14	at Mississippi State*	W, 3-2
A15	at Mississippi State*	L, 8-7
A16	at Mississippi State*	L, 5-3
A18	at Arkansas State	W, 6-3
A21	#1 LSU*	L, 7-3
A22	#1 LSU*	L, 8-4
A23	#1 LSU*	L, 7-6
A25	vs. Mississippi State	L, 2-1
A28	Georgia*	W, 7-3
A29	Georgia*	L, 7-3
A30	Georgia*	W, 8-7
M2	Little Rock	W, 12-10
M4	at Missouri*	L, 11-9
M5	at Missouri*	L, 13-3 (7 inn.)
M6	at Missouri*	W, 20-14
M12	#23 Auburn*	L, 16-4 (8 inn.)
M12	#23 Auburn*	L, 8-2
M13	#23 Auburn*	L, 13-5
M16	Austin Peay	canceled
M18	at #19 Alabama*	L, 4-1
M19	at #19 Alabama*	L, 12-2 (7 inn.)
M19	at #19 Alabama*	L, 5-1

\*SEC Game



## 2023 SEC Baseball

### Mississippi State (27-26, 9-21 SEC)

Date	Opponent	Location/Result
F17	VMI	W, 11-2
F18	VMI	L, 14-13
F19	VMI	W, 9-1
F21	ULM	L, 11-5
F22	ULM	W, 14-3
F24	Arizona State	L, 13-4
F25	Arizona State	W, 5-1
F26	Arizona State	W, 16-3
F28	vs. #22 Southern Miss	W, 10-9
M3	vs. Ohio State	L, 8-3
M4	vs. Oklahoma	L, 15-9
M5	vs. California	W, 8-4
M7	Valparaiso	W, 12-2 (7 inn.)
M10	Lipscomb	W, 8-2
M11	Lipscomb	W, 4-3
M11	Lipscomb	W, 12-4
M14	vs. Nicholls	W, 12-4
M15	vs. UL-Lafayette	W, 4-2
M17	Kentucky*	L, 6-5 (10 inn.)
M18	Kentucky*	L, 12-3
M19	Kentucky*	L, 17-3 (7 inn.)
M21	Arkansas State	W, 16-2
M24	#4 Vanderbilt*	L, 26-3 (7 inn.)
M25	#4 Vanderbilt*	L, 18-5
M26	#4 Vanderbilt*	L, 11-7
M28	Samford	W, 9-4
M30	#2 South Carolina*	L, 6-4
M31	#2 South Carolina*	W, 13-3 (7 inn.)
A1	#2 South Carolina*	L, 14-5
A4	Grambling	W, 21-2 (7 inn.)
A6	at Alabama*	W, 12-8
A7	at Alabama*	L, 11-1 (7 inn.)
A8	at Alabama*	W, 8-4
A11	at UAB	W, 7-3
A14	Ole Miss*	L, 3-2
A15	Ole Miss*	W, 8-7
A16	Ole Miss*	W, 5-3
A18	Southern	canceled
A21	at Auburn*	L, 2-1
A22	at Auburn*	W, 11-10
A23	at Auburn*	L, 12-11
A25	vs. Ole Miss	W, 2-1
A27	at #8 Tennessee*	L, 8-7
A28	at #8 Tennessee*	L, 12-8
A29	at #8 Tennessee*	L, 13-2 (7 inn.)
M5	#5 Arkansas*	L, 6-2
M6	#5 Arkansas*	L, 14-2 (7 inn.)
M7	#5 Arkansas*	L, 11-6
M9	Memphis	canceled
M12	at #2 LSU*	L, 12-1 (7 inn.)
M13	at #2 LSU*	W, 9-4
M14	at #2 LSU*	W, 14-13 (10 inn.)
M16	North Alabama	canceled
M18	Texas A&M*	W, 10-8
M19	Texas A&M*	L, 6-4
M20	Texas A&M*	L, 15-10

\*SEC Game

### Missouri (30-24, 10-20 SEC)

Date	Opponent	Location/Result
F17	vs. #8 Oklahoma State	L, 5-3
F18	vs. #24 Texas	W, 6-5
F19	vs. #14 TCU	W, 9-8 (10 inn.)
F23	at FIU	L, 4-3
F24	at FIU	W, 5-2
F25	at FIU	W, 10-4
F26	at FIU	W, 9-5
F28	Lindenwood	W, 17-2 (7 inn.)
M3	Texas Southern	Postponed
M4	Texas Southern	W, 8-0 (7 inn.)
M4	Texas Southern	W, 8-7 (7 inn.)
M5	Texas Southern	W, 15-7
M7	Western Illinois	W, 6-0
M10	NJIT	W, 6-1 (7 inn.)
M10	NJIT	L, 2-1 (7 inn.)
M12	NJIT	W, 5-3
M15	Lamar	W, 10-8
M17	#2 Tennessee*	W, 9-1
M19	#2 Tennessee*	W, 7-4 (7 inn.)
M19	#2 Tennessee*	W, 7-1 (7 inn.)
M22	vs. Kansas	W, 8-3
M24	at #4 South Carolina*	L, 9-8
M25	at #4 South Carolina*	L, 8-1
M25	at #4 South Carolina*	L, 5-4 (12 inn.)
M28	vs. Illinois	W, 6-5
M29	at Lindenwood	W, 7-5
M31	at #12 Kentucky*	L, 12-2 (7 inn.)
A1	at #12 Kentucky*	L, 10-0 (8 inn.)
A2	at #12 Kentucky*	L, 3-1
A6	#2 Vanderbilt*	L, 7-6
A7	#2 Vanderbilt*	W, 5-4
A8	#2 Vanderbilt*	L, 5-0
A11	at Missouri State	W, 10-1
A13	at Texas A&M	L, 13-5
A14	at Texas A&M	L, 13-1 (7 inn.)
A15	at Texas A&M	W, 13-5
A18	Missouri State	W, 7-6
A21	Alabama*	L, 6-4
A22	Alabama*	L, 10-4
A23	Alabama*	L, 3-2
A26	at SIUE	W, 8-3
A28	at #4 Florida*	L, 11-1 (7 inn.)
A29	at #4 Florida*	L, 11-7
A30	at #4 Florida*	L, 8-7
M2	Kansas	W, 9-7
M4	Ole Miss*	W, 11-9
M5	Ole Miss*	W, 13-3 (7 inn.)
M6	Ole Miss*	L, 20-14
M12	Georgia*	W, 13-3 (7 inn.)
M13	Georgia*	W, 14-12
M14	Georgia*	W, 5-4
M16	Indiana State	canceled
M19	at #19 Auburn*	L, 4-0
M19	at #19 Auburn*	L, 7-2
M20	at #19 Auburn*	L, 9-7
M23	vs. #13 Auburn	L, 10-4

\*SEC Game

### South Carolina (42-21, 16-13 SEC)

Date	Opponent	Location/Result
F17	UMass Lowell	W, 20-3
F18	UMass Lowell	W, 17-1
F19	UMass Lowell	W, 12-1
F21	Winthrop	W, 19-3
F22	Queens	W, 12-0
F24	Penn	W, 7-4
F25	Penn	W, 1-0
F26	Penn	W, 6-5
F28	North Carolina A&T	W, 11-3
M3	at Clemson	L, 5-2
M4	vs. Clemson	W, 11-9
M5	Clemson	W, 7-1
M7	The Citadel	W, 8-1
M8	vs. USC Upstate	W, 18-1
M10	Bethune-Cookman	W, 20-3 (7 inn.)
M11	Bethune-Cookman	W, 8-5
M11	Bethune-Cookman	W, 10-3
M14	Presbyterian	W, 5-0
M18	at Georgia*	W, 5-4
M18	at Georgia*	W, 12-2 (7 inn.)
M19	at Georgia*	W, 12-1 (7 inn.)
M21	at Charlotte	L, 6-2
M24	#15 Missouri*	W, 9-8
M25	#15 Missouri*	W, 8-1
M26	#15 Missouri*	W, 5-4 (12 inn.)
M28	at The Citadel	W, 13-2 (7 inn.)
M30	at Mississippi State*	W, 6-4
A1	at Mississippi State*	L, 13-3 (7 inn.)
A2	at Mississippi State*	W, 14-5
A4	vs. #13 North Carolina	W, 5-0
A6	#1 LSU*	W, 13-5
A7	#1 LSU*	L, 8-7
A8	#1 LSU*	canceled
A11	USC Upstate	W, 7-2
A14	at #2 Vanderbilt*	W, 14-6
A15	at #2 Vanderbilt*	L, 8-5
A16	at #2 Vanderbilt*	L, 6-4
A18	Charleston Southern	W, 10-4
A20	#2 Florida*	W, 13-3 (7 inn.)
A21	#2 Florida*	W, 5-2
A22	#2 Florida*	W, 7-5
A28	Auburn*	L, 8-3
A29	Auburn*	L, 9-5
A30	Auburn*	W, 8-7
M3	at Winthrop	W, 6-1
M5	at #21 Kentucky*	L, 7-3
M6	at #21 Kentucky*	L, 14-7
M7	at #21 Kentucky*	L, 9-2
M9	North Florida	L, 8-5
M12	at #3 Arkansas*	L, 4-1
M13	at #3 Arkansas*	W, 3-1
M14	at #3 Arkansas*	L, 5-1
M16	Charlotte	L, 11-9
M19	#9 Tennessee*	L, 5-0
M20	#9 Tennessee*	W, 6-1 (7 inn.)
M20	#9 Tennessee*	L, 12-1 (7 inn.)
M23	vs. Georgia	W, 9-0
M24	vs. #3 LSU	L, 10-3
M25	vs. Texas A&M	L, 5-0
J2	Central Conn. State	W, 19-1
J3	NC State	W, 6-3
J4	#10 Campbell	W, 16-7
J9	at #2 Florida	L, 5-4
J10	at #2 Florida	L, 4-0

\*SEC Game

### Tennessee (44-22, 16-14 SEC)

Date	Opponent	Location/Result
F17	vs. Arizona	L, 3-1
F18	vs. Grand Canyon	L, 4-3
F19	vs. UC San Diego	W, 7-0
F21	Alabama A&M	W, 10-0 (8 inn.)
F22	Alabama A&M	W, 23-1 (7 inn.)
F24	Dayton	W, 12-2
F25	Dayton	W, 4-1
F26	Dayton	W, 6-0
F28	Charleston Southern	W, 6-1
M1	Charleston Southern	W, 8-2
M3	Gonzaga	W, 8-2
M4	Gonzaga	W, 7-2
M5	Gonzaga	W, 17-9
M7	Boston College	L, 7-6 (10 inn.)
M10	Morehead State	W, 23-4
M11	Morehead State	W, 6-0
M11	Morehead State	W, 6-3
M14	Lipscomb	W, 10-0
M17	at Missouri*	L, 9-1
M19	at Missouri*	L, 7-4 (7 inn.)
M19	at Missouri*	L, 7-1 (7 inn.)
M21	Western Carolina	W, 7-0
M24	#12 Texas A&M*	W, 10-4
M25	#12 Texas A&M*	W, 8-7
M26	#12 Texas A&M*	W, 9-6
M28	UNC Asheville	W, 5-0
M30	at #1 LSU*	L, 5-2
M31	at #1 LSU*	L, 6-4
A1	at #1 LSU*	W, 14-7
A6	#2 Florida*	L, 6-1
A7	#2 Florida*	L, 9-3
A8	#2 Florida*	W, 14-2 (8 inn.)
A11	Eastern Kentucky	W, 14-2 (7 inn.)
A14	at #5 Arkansas*	L, 5-2
A15	at #5 Arkansas*	L, 6-3
A16	at #5 Arkansas*	L, 7-2
A18	Tennessee Tech	L, 12-5
A21	#2 Vanderbilt*	W, 4-3 (12 inn.)
A22	#2 Vanderbilt*	W, 17-1 (7 inn.)
A23	#2 Vanderbilt*	W, 10-5
A25	Bellarmine	W, 19-1
A27	Mississippi State*	W, 8-7
A28	Mississippi State*	W, 12-8
A29	Mississippi State*	W, 13-2 (7 inn.)
M2	Wofford	W, 13-3 (7 inn.)
M5	at Georgia*	W, 12-3.
M6	at Georgia*	L, 3-1
M7	at Georgia*	L, 9-4
M9	Austin Peay	W, 9-4
M12	#15 Kentucky*	W, 10-6
M13	#15 Kentucky*	W, 10-7
M14	#15 Kentucky*	L, 10-0
M16	Belmont	W, 9-5
M18	at #9 South Carolina*	W, 5-0
M19	at #9 South Carolina*	L, 6-1 (7 inn.)
M20	at #9 South Carolina*	W, 12-1 (7 inn.)
M23	vs. Texas A&M	L, 3-0
J2	vs. Charlotte	W, 8-1
J3	vs. #3 Clemson	W, 6-5 (14 inn.)
J4	vs. Charlotte	W, 9-2
J10	at #9 Southern Miss	L, 5-3
J11	at #9 Southern Miss	W, 8-4
J12	at #9 Southern Miss	W, 5-0
J17	vs. #3 LSU	L, 6-3
J19	vs. #3 Stanford	W, 6-4
J20	vs. #3 LSU	L, 5-0

\*SEC Game



## 2023 SEC Baseball

### Texas A&M (38-27, 14-16 SEC)

Date	Opponent	Location/Result
F17	Seattle	W, 8-2
F18	Seattle	W, 6-3
F19	Seattle	W, 14-2 (8 inn.)
F21	Lamar	L, 7-4
F24	Portland	L, 10-3
F25	Portland	L, 4-1
F26	Portland	W, 5-4
F28	Houston Christian	W, 23-0 (7 inn.)
M3	vs. #4 Louisville	L, 14-5
M4	vs. Rice	W, 13-1 (7 inn.)
M5	vs. #12 Texas Tech	W, 4-2 (16 inn.)
M7	Incarnate Word	W, 13-5
M8	at Rice	W, 6-1
M10	Northern Kentucky	W, 8-1
M11	Northern Kentucky	W, 12-1 (7 inn.)
M12	Northern Kentucky	W, 10-7
M14	at Houston	W, 5-1
M17	#1 LSU*	L, 9-0
M18	#1 LSU*	L, 12-7
M19	#1 LSU*	W, 8-6
M21	Rice	W, 8-7
M24	at #11 Tennessee*	L, 10-4
M25	at #11 Tennessee*	L, 8-7
M26	at #11 Tennessee*	L, 9-6
M28	#15 Texas	L, 5-2
M31	#22 Ole Miss*	W, 8-6
A1	#22 Ole Miss*	L, 14-7
A2	#22 Ole Miss*	W, 5-4
A4	Texas State	W, 10-9
A6	at Auburn*	W, 9-5
A7	at Auburn*	L, 10-9
A7	at Auburn*	W, 12-6
A11	UTSA	L, 5-1
A13	Missouri*	W, 13-5
A14	Missouri*	W, 13-1 (7 inn.)
A15	Missouri*	L, 13-5
A19	Prairie View A&M	W, 13-3 (7 inn.)
A21	at #9 Kentucky*	W, 6-3
A22	at #9 Kentucky*	W, 8-7
A23	at #9 Kentucky*	L, 8-1
A25	Sam Houston	L, 9-2
A27	at #6 Arkansas*	L, 7-5
A28	at #6 Arkansas*	L, 10-4
A29	at #6 Arkansas*	L, 8-7
M2	Tarleton	W, 6-5
M5	#3 Florida*	L, 6-5
M6	#3 Florida*	W, 15-2 (7 inn.)
M7	#3 Florida*	W, 3-2
M9	UTRGV	W, 11-1 (7 inn.)
M12	#24 Alabama*	W, 11-5
M13	#24 Alabama*	L, 12-1 (7 inn.)
M14	#24 Alabama*	L, 11-0
M18	at Mississippi State*	L, 10-8
M19	at Mississippi State*	W, 6-4
M20	at Mississippi State*	W, 15-10
M23	vs. #9 Tennessee	W, 3-0
M24	vs. #3 Arkansas	L, 6-5 (11 inn.)
M25	vs. #19 South Carolina	W, 5-0
M26	vs. #3 LSU	W, 5-4
M27	vs. #3 Arkansas	W, 5-4
M28	vs. #6 Vanderbilt	L, 10-4
J2	vs. Cal State Fullerton	W, 12-7
J3	at #3 Stanford	W, 8-5
J4	at #3 Stanford	L, 13-5
J5	at #3 Stanford	L, 7-1

\*SEC Game

### Vanderbilt (42-20, 19-11 SEC)

Date	Opponent	Location/Result
F17	vs. #14 TCU	L, 11-4
F18	vs. #8 Oklahoma State	W, 11-9
F19	vs. #24 Texas	W, 12-2
F21	Central Arkansas	L, 5-4
F22	UAB	W, 13-1 (7 inn.)
F24	#10 UCLA	W, 6-0
F25	#10 UCLA	L, 3-0
F26	#10 UCLA	W, 2-1
F28	Austin Peay	W, 11-7
M3	vs. Nebraska	L, 5-3
M4	vs. #17 Maryland	W, 8-7
M5	at Minnesota	W, 4-0
M7	Tennessee Tech	W, 12-1
M8	Evansville	W, 2-1 (17 inn.)
M10	Loyola Marymount	W, 2-1
M11	Loyola Marymount	W, 2-0
M12	Loyola Marymount	L, 9-6
M14	vs. Belmont	W, 15-6
M16	#2 Ole Miss*	W, 12-2 (8 inn.)
M17	#2 Ole Miss*	W, 8-0
M18	#2 Ole Miss*	W, 7-2
M21	vs. Lipscomb	canceled
M24	at Mississippi State*	W, 26-3 (7 inn.)
M25	at Mississippi State*	W, 18-5
M26	at Mississippi State*	W, 11-7
M28	Lipscomb	W, 11-1 (8 inn.)
M31	Georgia*	W, 9-2
A1	Georgia*	W, 16-8
A2	Georgia*	W, 4-0
A4	Western Kentucky	W, 8-1
A6	at Missouri*	W, 7-6
A7	at Missouri*	L, 5-4
A8	at Missouri*	W, 5-0
A11	North Alabama	W, 14-2 (7 inn.)
A14	#3 South Carolina*	L, 14-6
A15	#3 South Carolina*	W, 8-5
A16	#3 South Carolina*	W, 6-4
A18	Indiana State	L, 10-2
A21	at #19 Tennessee*	L, 4-3 (12 inn.)
A22	at #19 Tennessee*	L, 17-1 (7 inn.)
A23	at #19 Tennessee*	L, 10-5
A28	#10 Kentucky*	W, 6-4
A29	#10 Kentucky*	W, 9-3
A30	#10 Kentucky*	W, 3-2
M2	Georgia State	W, 11-5
M4	at Alabama*	L, 11-2
M5	at Alabama*	W, 4-1
M6	at Alabama*	L, 2-1
M9	at Louisville	W, 12-8 (12 inn.)
M12	at #5 Florida*	L, 10-0 (7 inn.)
M13	at #5 Florida*	L, 6-2
M14	at #5 Florida*	L, 6-2
M16	MTSU	canceled
M18	#2 Arkansas*	L, 8-2
M19	#2 Arkansas*	W, 6-4
M20	#2 Arkansas*	W, 15-10
M24	vs. #13 Auburn	W, 6-4
M25	vs. #2 Florida	L, 6-3
M26	vs. #19 Alabama	W, 9-2
M27	vs. #2 Florida	W, 11-6
M28	vs. Texas A&M	W, 10-4
J2	Eastern Illinois	W, 12-2
J3	#24 Oregon	L, 8-7
J4	Xavier	L, 2-1

\*SEC Game



**2023 SEC Baseball**

<b>Date Team</b>	<b>1 March 17-19</b>	<b>2 March 24-26</b>	<b>3 March 31-April 2</b>	<b>4 April 7-9</b>	<b>5 April 14-16</b>	<b>6 April 21-23</b>	<b>7 April 28-30</b>	<b>8 May 5-7</b>	<b>9 May 12-14</b>	<b>10 May 18-20</b>
<b>ALABAMA</b>	@UF* UF 2-1	UK UK 2-1	@AR AR 2-1	MS* MS 2-1	AU UA 2-1	@MO UA 3-0	@LS LS 3-0	VU* AL 2-1	@AM UA 2-1	UM* UA 3-0
<b>ARKANSAS</b>	AU AR 3-0	@LS LS 2-1	UA AR 2-1	@UM* AR 2-1	UT AR 3-0	@UG* UG 3-0	AM* AR 3-0	@MS AR 3-0	SC AR 2-1	@VU* VU 2-1
<b>AUBURN</b>	@AR AR 3-0	UG* AU 2-1	@UF UF 2-1	AM* AM 2-1	@UA UA 2-1	MS AU 2-1	@SC AU 2-1	LS AU 2-1	@UM* AU 3-0	MO* AU 3-0
<b>FLORIDA</b>	UA* UF 2-1	@UM UF 3-0	AU UF 2-1	@UT* UF 2-1	UG UF 2-1	@SC* SC 3-0	MO UF 3-0	@AM AM 2-1	VU UF 3-0	@UK* UF 2-1
<b>GEORGIA</b>	SC SC 3-0	@AU* AU 2-1	@VU VU 3-0	UK UG 2-1	@UF UF 2-1	AR* UG 3-0	@UM UM 2-1	UT UG 2-1	@MO MO 3-0	LS* LS 2-1
<b>KENTUCKY</b>	MS UK 3-0	@UA UK 2-1	MO UK 3-0	@UG UG 2-1	@LS* LS 2-1	AM AM 2-1	@VU VU 3-0	SC UK 3-0	@UT UT 2-1	UF* UF 2-1
<b>LSU</b>	@AM LS 2-1	AR LS 2-1	UT* LS 2-1	@SC* Tied 1-1	UK* LS 2-1	@UM LS 3-0	UA LS 3-0	@AU AU 2-1	MS MS 2-1	@UG* LS 2-1
<b>OLE MISS</b>	@VU* VU 3-0	UF UF 3-0	@AM AM 2-1	AR* AR 2-1	@MS MS 2-1	LS LS 3-0	UG UM 2-1	@MO* MO 2-1	AU* AU 3-0	@UA* UA 3-0
<b>MISSISSIPPI STATE</b>	@UK UK 3-0	VU VU 3-0	SC* SC 2-1	@UA* MS 2-1	UM MS 2-1	@AU AU 2-1	@UT* UT 3-0	AR AR 3-0	@LS MS 2-1	AM* AM 2-1
<b>MISSOURI</b>	UT MO 3-0	@SC SC 3-0	@UK UK 3-0	VU* VU 2-1	@AM* AM 2-1	UA UA 3-0	@UF UF 3-0	UM* MO 2-1	UG MO 3-0	@AU* AU 3-0
<b>SOUTH CAROLINA</b>	@UG SC 3-0	MO SC 3-0	@MS* SC 2-1	LS* Tied 1-1	@VU VU 2-1	UF* SC 3-0	AU AU 2-1	@UK UK 3-0	@AR AR 2-1	UT* UT 2-1
<b>TENNESSEE</b>	@MO MO 3-0	AM UT 3-0	@LS* LS 2-1	UF* UF 2-1	@AR AR 3-0	VU UT 3-0	MS* UT 3-0	@UG UG 2-1	UK UT 2-1	@SC* UT 2-1
<b>TEXAS A&amp;M</b>	LS LS 2-1	@UT UT 3-0	UM AM 2-1	@AU* AM 2-1	MO* AM 2-1	@UK AM 2-1	@AR* AR 3-0	UF AM 2-1	UA UA 2-1	@MS* AM 2-1
<b>VANDERBILT</b>	UM* VU 3-0	@MS VU 3-0	UG VU 3-0	@MO* VU 2-1	SC VU 2-1	@UT UT 3-0	UK VU 3-0	@UA* UA 2-1	@UF UF 3-0	AR* VU 2-1

**2023 SEC BASEBALL TOURNAMENT • MAY 23-28 • HOOVER, ALABAMA**

\*INDICATES THURSDAY-FRIDAY-SATURDAY SERIES





**2023 SEC Baseball**  
**SEC Overall Statistics (as of Jun 26, 2023)**  
**(All games Sorted by Batting avg)**

Team	avg	g	ab	r	h	2b	3b	hr	rbi	tb	slg%	bb	hp	so	gdp	ob%	sf	sh	sb-att	po	a	e	fld%
LSU	.308	71	2412	634	744	125	18	144	582	1337	.554	413	143	583	43	.432	42	15	30-40	1837	420	59	.975
Alabama	.293	64	2162	488	634	100	12	112	455	1094	.506	340	77	495	29	.402	33	21	47-65	1667	514	48	.978
Florida	.290	71	2366	566	686	127	19	146	526	1289	.545	317	90	569	32	.390	32	14	71-88	1839	603	57	.977
Kentucky	.290	61	1971	433	571	116	15	54	389	879	.446	303	132	513	20	.413	28	55	94-123	1579	563	35	.984
Auburn	.287	58	1991	419	571	112	10	84	394	955	.480	287	69	508	31	.390	27	16	47-57	1527	474	46	.978
Mississippi State	.286	53	1759	396	503	104	4	91	368	888	.505	303	46	396	40	.399	28	16	74-82	1359	381	65	.964
Ole Miss	.285	54	1815	370	518	100	7	83	348	881	.485	230	50	388	36	.376	29	2	42-52	1379	406	38	.979
Georgia	.283	56	1903	399	539	105	7	101	364	961	.505	253	56	456	35	.380	20	18	34-40	1450	432	37	.981
Tennessee	.283	66	2180	489	617	112	15	126	460	1137	.522	346	78	596	30	.396	24	16	59-73	1704	465	53	.976
Vanderbilt	.275	62	2097	438	576	114	10	76	397	938	.447	285	82	469	21	.378	32	22	76-95	1643	457	42	.980
South Carolina	.273	63	2066	491	565	99	8	117	469	1031	.499	380	107	626	35	.408	24	21	58-69	1623	535	56	.975
Arkansas	.273	61	1990	462	543	92	10	92	429	931	.468	321	77	531	42	.389	33	15	53-69	1592	512	41	.981
Texas A&M	.270	65	2147	454	579	106	10	86	418	963	.449	405	55	545	40	.393	35	2	91-110	1699	589	52	.978
Missouri	.266	54	1734	353	461	87	15	79	320	815	.470	243	88	467	23	.379	27	12	65-84	1347	435	54	.971
Totals	.284	859	28593	6392	8107	1499	160	139	5919	1409	.493	4426	115	7142	457	-0.442	414	245	841-1047	2224	6786	683	.977

Cl - Florida 3, Missouri 2, Texas A&M 1, LSU 1, Tennessee 1.

**(All games Sorted by Earned run avg)**

Team	era	w-l	g	cg	sho	sv	ip	h	r	er	bb	so	2b	3b	hr	b/avg	wp	hp	bk	sfa	sha
Tennessee	3.63	44-22	66	2	9/9	4	568.0	474	267	229	183	738	102	10	75	.224	27	47	3	17	14
South Carolina	4.19	42-21	63	1	5/5	13	541.0	509	284	252	205	608	104	7	58	.246	47	48	2	15	16
Alabama	4.26	43-21	64	0	7/7	15	555.2	479	293	263	236	593	70	2	82	.233	55	58	4	15	21
Vanderbilt	4.27	42-20	62	1	6/5	12	547.2	442	291	260	251	600	87	3	74	.220	33	70	0	15	17
Kentucky	4.33	40-21	61	0	6/6	11	526.1	466	272	253	245	537	87	6	63	.237	30	71	2	14	23
LSU	4.47	54-17	71	2	12/12	18	612.1	522	341	304	271	798	94	4	76	.225	63	63	5	21	19
Florida	4.65	54-17	71	2	8/7	22	613.0	562	355	317	305	725	101	12	72	.240	54	82	2	20	23
Arkansas	5.22	43-18	61	2	1/1	18	530.2	537	333	308	257	552	72	4	82	.263	44	57	10	21	15
Texas A&M	5.66	38-27	65	0	3/3	15	566.1	591	388	356	320	633	100	7	63	.269	71	65	3	29	25
Auburn	5.76	34-23	58	1	1/1	15	509.0	536	358	326	287	502	105	3	59	.271	46	65	5	25	16
Missouri	5.95	30-24	54	1	2/2	7	449.0	441	323	297	230	484	91	7	82	.254	58	57	6	20	12
Ole Miss	6.40	25-29	54	0	1/1	10	459.2	495	362	327	266	522	81	8	98	.272	50	59	2	17	9
Georgia	6.44	29-27	56	1	3/2	10	483.1	508	370	346	276	507	98	6	88	.271	43	82	6	27	20
Mississippi State	7.01	27-26	53	0	0/0	7	453.0	481	410	353	321	538	76	7	90	.268	52	66	2	19	21
Totals	5.09	545-313	859	13	64/61	177	7415.0	7043	4647	4191	3653	8337	1268	86	1062	.249	673	890	52	275	251

PB - Miss. State 21, Florida 20, LSU 16, Tennessee 13, Auburn 13, Kentucky 11, Vanderbilt 11, Texas A&M 10, S. Carolina 8, Alabama 7, Ole Miss 6, Arkansas 6, Missouri 6, Georgia 3. Pickoffs - Tennessee 16, S. Carolina 10, Miss. State 10, Auburn 9, Texas A&M 7, Ole Miss 6, Florida 6, Missouri 5, Arkansas 5, Alabama 4, Georgia 4, Vanderbilt 3, LSU 2.

**(All games Sorted by Fielding pct)**

Team	c	po	a	e	fld%	dp	sba	csb	sba%	pb	ci
Kentucky	2177	1579	563	35	.984	50	32	10	.762	11	0
Arkansas	2145	1592	512	41	.981	54	48	16	.750	6	0
Georgia	1919	1450	432	37	.981	33	36	14	.720	3	0
Vanderbilt	2142	1643	457	42	.980	43	45	12	.789	11	0
Ole Miss	1823	1379	406	38	.979	30	61	11	.847	6	0
Alabama	2229	1667	514	48	.978	54	56	13	.812	7	0
Texas A&M	2340	1699	589	52	.978	43	50	14	.781	10	1
Auburn	2047	1527	474	46	.978	40	38	12	.760	13	0
Florida	2499	1839	603	57	.977	32	36	12	.750	20	3
Tennessee	2222	1704	465	53	.976	28	87	16	.845	13	1
South Carolina	2214	1623	535	56	.975	38	44	14	.759	8	0
LSU	2316	1837	420	59	.975	33	40	17	.702	16	1
Missouri	1836	1347	435	54	.971	28	58	15	.795	6	2
Mississippi State	1805	1359	381	65	.964	29	67	14	.827	21	0
Totals	29714	22245	6786	683	.977	535	698	190	.786	151	8



**2023 SEC Baseball**  
**SEC Batting Leaders (as of Jun 26, 2023)**  
**(All games)**

Hitting minimums - 75% of Games 2.0 AB/Game 3.0 TPA/Game  
 Pitching minimums - 1 Games 1.0 IP/Game

Batting avg		Slugging pct		On base pct	
1. LSU	.308	1. LSU	.554	1. LSU	.432
2. Alabama	.293	2. Florida	.545	2. Kentucky	.413
3. Florida	.290	3. Tennessee	.522	3. South Carolina	.408
4. Kentucky	.290	4. Alabama	.506	4. Alabama	.402
5. Auburn	.287	5. Georgia	.505	5. Mississippi State	.399
6. Mississippi State	.286	6. Mississippi State	.505	6. Tennessee	.396
7. Ole Miss	.285	7. South Carolina	.499	7. Texas A&M	.393
8. Georgia	.283	8. Ole Miss	.485	8. Auburn	.390
9. Tennessee	.283	9. Auburn	.480	9. Florida	.390
10. Vanderbilt	.275	10. Missouri	.470	10. Arkansas	.389
11. South Carolina	.273	11. Arkansas	.468	11. Georgia	.380
12. Arkansas	.273	12. Texas A&M	.449	12. Missouri	.379
13. Texas A&M	.270	13. Vanderbilt	.447	13. Vanderbilt	.378
14. Missouri	.266	14. Kentucky	.446	14. Ole Miss	.376
Runs scored		Hits		Runs batted in	
1. LSU	634	1. LSU	744	1. LSU	582
2. Florida	566	2. Florida	686	2. Florida	526
3. South Carolina	491	3. Alabama	634	3. South Carolina	469
4. Tennessee	489	4. Tennessee	617	4. Tennessee	460
5. Alabama	488	5. Texas A&M	579	5. Alabama	455
6. Arkansas	462	6. Vanderbilt	576	6. Arkansas	429
7. Texas A&M	454	7. Auburn	571	7. Texas A&M	418
8. Vanderbilt	438	8. Kentucky	571	8. Vanderbilt	397
9. Kentucky	433	9. South Carolina	565	9. Auburn	394
10. Auburn	419	10. Arkansas	543	10. Kentucky	389
11. Georgia	399	11. Georgia	539	11. Mississippi State	368
12. Mississippi State	396	12. Ole Miss	518	12. Georgia	364
13. Ole Miss	370	13. Mississippi State	503	13. Ole Miss	348
14. Missouri	353	14. Missouri	461	14. Missouri	320
Doubles		Triples		Home runs	
1. Florida	127	1. Florida	19	1. Florida	146
2. LSU	125	2. LSU	18	2. LSU	144
3. Kentucky	116	3. Tennessee	15	3. Tennessee	126
4. Vanderbilt	114	4. Kentucky	15	4. South Carolina	117
5. Auburn	112	5. Missouri	15	5. Alabama	112
6. Tennessee	112	6. Alabama	12	6. Georgia	101
7. Texas A&M	106	7. Texas A&M	10	7. Arkansas	92
8. Georgia	105	8. Vanderbilt	10	8. Mississippi State	91
9. Mississippi State	104	9. Auburn	10	9. Texas A&M	86
10. Ole Miss	100	10. Arkansas	10	10. Auburn	84
11. Alabama	100	11. South Carolina	8	11. Ole Miss	83
12. South Carolina	99	12. Georgia	7	12. Missouri	79
13. Arkansas	92	13. Ole Miss	7	13. Vanderbilt	76
14. Missouri	87	14. Mississippi State	4	14. Kentucky	54
Total bases		Total plate appearances		At bats	
1. LSU	1337	1. LSU	3028	1. LSU	2412
2. Florida	1289	2. Florida	2819	2. Florida	2366
3. Tennessee	1137	3. Tennessee	2645	3. Tennessee	2180
4. Alabama	1094	4. Texas A&M	2644	4. Alabama	2162
5. South Carolina	1031	5. Alabama	2633	5. Texas A&M	2147
6. Texas A&M	963	6. South Carolina	2599	6. Vanderbilt	2097
7. Georgia	961	7. Vanderbilt	2518	7. South Carolina	2066
8. Auburn	955	8. Kentucky	2489	8. Auburn	1991
9. Vanderbilt	938	9. Arkansas	2439	9. Arkansas	1990
10. Arkansas	931	10. Auburn	2390	10. Kentucky	1971
11. Mississippi State	888	11. Georgia	2250	11. Georgia	1903
12. Ole Miss	881	12. Mississippi State	2154	12. Ole Miss	1815
13. Kentucky	879	13. Ole Miss	2126	13. Mississippi State	1759
14. Missouri	815	14. Missouri	2105	14. Missouri	1734

Walks		
1. LSU		413
2. Texas A&M		405
3. South Carolina		380
4. Tennessee		346
5. Alabama		340
6. Arkansas		321
7. Florida		317
8. Mississippi State		303
Kentucky		303
10. Auburn		287
11. Vanderbilt		285
12. Georgia		253
13. Missouri		243
14. Ole Miss		230

Hit by pitch		
1. LSU		143
2. Kentucky		132
3. South Carolina		107
4. Florida		90
5. Missouri		88
6. Vanderbilt		82
7. Tennessee		78
8. Arkansas		77
Alabama		77
10. Auburn		69
11. Georgia		56
12. Texas A&M		55
13. Ole Miss		50
14. Mississippi State		46

Strikeouts		
1. South Carolina		626
2. Tennessee		596
3. LSU		583
4. Florida		569
5. Texas A&M		545
6. Arkansas		531
7. Kentucky		513
8. Auburn		508
9. Alabama		495
10. Vanderbilt		469
11. Missouri		467
12. Georgia		456
13. Mississippi State		396
14. Ole Miss		388

Sac bunts		
1. Kentucky		55
2. Vanderbilt		22
3. Alabama		21
South Carolina		21
5. Georgia		18
6. Mississippi State		16
Tennessee		16
Auburn		16
9. Arkansas		15
LSU		15
11. Florida		14
12. Missouri		12
13. Texas A&M		2
Ole Miss		2

Sac flies		
1. LSU		42
2. Texas A&M		35
3. Alabama		33
Arkansas		33
5. Vanderbilt		32
Florida		32
7. Ole Miss		29
8. Mississippi State		28
Kentucky		28
10. Auburn		27
Missouri		27
12. South Carolina		24
Tennessee		24
14. Georgia		20

Stolen bases		
1. Kentucky		94
2. Texas A&M		91
3. Vanderbilt		76
4. Mississippi State		74
5. Florida		71
6. Missouri		65
7. Tennessee		59
8. South Carolina		58
9. Arkansas		53
10. Auburn		47
Alabama		47
12. Ole Miss		42
13. Georgia		34
14. LSU		30

Caught stealing		
1. Kentucky		29
2. Texas A&M		19
Vanderbilt		19
Missouri		19
5. Alabama		18
6. Florida		17
7. Arkansas		16
8. Tennessee		14
9. South Carolina		11
10. Auburn		10
LSU		10
Ole Miss		10
13. Mississippi State		8
14. Georgia		6

Steal attempts		
1. Kentucky		123
2. Texas A&M		110
3. Vanderbilt		95
4. Florida		88
5. Missouri		84
6. Mississippi State		82
7. Tennessee		73
8. South Carolina		69
Arkansas		69
10. Alabama		65
11. Auburn		57
12. Ole Miss		52
13. Georgia		40
LSU		40

Grounded into DP		
1. LSU		43
2. Arkansas		42
3. Texas A&M		40
Mississippi State		40
5. Ole Miss		36
6. Georgia		35
South Carolina		35
8. Florida		32
9. Auburn		31
10. Tennessee		30
11. Alabama		29
12. Missouri		23
13. Vanderbilt		21
14. Kentucky		20





**2023 SEC Baseball  
SEC Pitching Leaders (as of Jun 26, 2023)  
(All games)**

Hitting minimums - 75% of Games 2.0 AB/Game 3.0 TPA/Game  
Pitching minimums - 1 Games 1.0 IP/Game

<b>Earned run avg</b>		<b>Opposing bat avg</b>		<b>Innings pitched</b>	
1. Tennessee	3.63	1. Vanderbilt	.220	1. Florida	613.0
2. South Carolina	4.19	2. Tennessee	.224	2. LSU	612.1
3. Alabama	4.26	3. LSU	.225	3. Tennessee	568.0
4. Vanderbilt	4.27	4. Alabama	.233	4. Texas A&M	566.1
5. Kentucky	4.33	5. Kentucky	.237	5. Alabama	555.2
6. LSU	4.47	6. Florida	.240	6. Vanderbilt	547.2
7. Florida	4.65	7. South Carolina	.246	7. South Carolina	541.0
8. Arkansas	5.22	8. Missouri	.254	8. Arkansas	530.2
9. Texas A&M	5.66	9. Arkansas	.263	9. Kentucky	526.1
10. Auburn	5.76	10. Mississippi State	.268	10. Auburn	509.0
11. Missouri	5.95	11. Texas A&M	.269	11. Georgia	483.1
12. Ole Miss	6.40	12. Auburn	.271	12. Ole Miss	459.2
13. Georgia	6.44	13. Georgia	.271	13. Mississippi State	453.0
14. Mississippi State	7.01	14. Ole Miss	.272	14. Missouri	449.0
<b>Batters struck out</b>		<b>Batters SO out looking</b>		<b>Wins</b>	
1. LSU	798	1. LSU	233	1. Florida	54
2. Tennessee	738	2. Tennessee	188	LSU	54
3. Florida	725	3. Florida	185	3. Tennessee	44
4. Texas A&M	633	South Carolina	185	4. Arkansas	43
5. South Carolina	608	5. Vanderbilt	173	Alabama	43
6. Vanderbilt	600	6. Georgia	168	6. Vanderbilt	42
7. Alabama	593	7. Texas A&M	153	South Carolina	42
8. Arkansas	552	8. Mississippi State	151	8. Kentucky	40
9. Mississippi State	538	9. Ole Miss	148	9. Texas A&M	38
10. Kentucky	537	10. Alabama	147	10. Auburn	34
11. Ole Miss	522	11. Kentucky	141	11. Missouri	30
12. Georgia	507	12. Arkansas	140	12. Georgia	29
13. Auburn	502	13. Auburn	124	13. Mississippi State	27
14. Missouri	484	14. Missouri	115	14. Ole Miss	25
<b>Losses</b>		<b>Saves</b>		<b>Runners picked off</b>	
1. Ole Miss	29	1. Florida	22	1. Tennessee	16
2. Georgia	27	2. Arkansas	18	2. Mississippi State	10
Texas A&M	27	LSU	18	South Carolina	10
4. Mississippi State	26	4. Alabama	15	4. Auburn	9
5. Missouri	24	Texas A&M	15	5. Texas A&M	7
6. Auburn	23	Auburn	15	6. Ole Miss	6
7. Tennessee	22	7. South Carolina	13	Florida	6
8. South Carolina	21	8. Vanderbilt	12	8. Arkansas	5
Alabama	21	9. Kentucky	11	Missouri	5
Kentucky	21	10. Georgia	10	10. Alabama	4
11. Vanderbilt	20	Ole Miss	10	Georgia	4
12. Arkansas	18	12. Missouri	7	12. Vanderbilt	3
13. Florida	17	Mississippi State	7	13. LSU	2
LSU	17	14. Tennessee	4		
<b>Sac bunts allowed</b>		<b>Sac flies allowed</b>		<b>Hits allowed</b>	
1. Texas A&M	25	1. Texas A&M	29	1. Missouri	441
2. Florida	23	2. Georgia	27	2. Vanderbilt	442
Kentucky	23	3. Auburn	25	3. Kentucky	466
4. Mississippi State	21	4. LSU	21	4. Tennessee	474
Alabama	21	Arkansas	21	5. Alabama	479
6. Georgia	20	6. Missouri	20	6. Mississippi State	481
7. LSU	19	Florida	20	7. Ole Miss	495
8. Vanderbilt	17	8. Mississippi State	19	8. Georgia	508
9. South Carolina	16	9. Tennessee	17	9. South Carolina	509
Auburn	16	Ole Miss	17	10. LSU	522
11. Arkansas	15	11. South Carolina	15	11. Auburn	536
12. Tennessee	14	Alabama	15	12. Arkansas	537
13. Missouri	12	Vanderbilt	15	13. Florida	562
14. Ole Miss	9	14. Kentucky	14	14. Texas A&M	591

Runs allowed	
1. Tennessee	267
2. Kentucky	272
3. South Carolina	284
4. Vanderbilt	291
5. Alabama	293
6. Missouri	323
7. Arkansas	333
8. LSU	341
9. Florida	355
10. Auburn	358
11. Ole Miss	362
12. Georgia	370
13. Texas A&M	388
14. Mississippi State	410

Earned runs allowed	
1. Tennessee	229
2. South Carolina	252
3. Kentucky	253
4. Vanderbilt	260
5. Alabama	263
6. Missouri	297
7. LSU	304
8. Arkansas	308
9. Florida	317
10. Auburn	326
11. Ole Miss	327
12. Georgia	346
13. Mississippi State	353
14. Texas A&M	356

Walks allowed	
1. Tennessee	183
2. South Carolina	205
3. Missouri	230
4. Alabama	236
5. Kentucky	245
6. Vanderbilt	251
7. Arkansas	257
8. Ole Miss	266
9. LSU	271
10. Georgia	276
11. Auburn	287
12. Florida	305
13. Texas A&M	320
14. Mississippi State	321

Doubles allowed	
1. Alabama	70
2. Arkansas	72
3. Mississippi State	76
4. Ole Miss	81
5. Kentucky	87
6. Vanderbilt	87
7. Missouri	91
8. LSU	94
9. Georgia	98
10. Texas A&M	100
11. Florida	101
12. Tennessee	102
13. South Carolina	104
14. Auburn	105

Triples allowed	
1. Alabama	2
2. Vanderbilt	3
3. Auburn	3
4. Arkansas	4
5. LSU	4
6. Kentucky	6
7. Georgia	6
8. South Carolina	7
9. Mississippi State	7
10. Texas A&M	7
11. Missouri	7
12. Ole Miss	8
13. Tennessee	10
14. Florida	12

Home runs allowed	
1. South Carolina	58
2. Auburn	59
3. Texas A&M	63
4. Kentucky	63
5. Florida	72
6. Vanderbilt	74
7. Tennessee	75
8. LSU	76
9. Alabama	82
10. Arkansas	82
11. Missouri	82
12. Georgia	88
13. Mississippi State	90
14. Ole Miss	98

Wild pitches	
1. Texas A&M	71
2. LSU	63
3. Missouri	58
4. Alabama	55
5. Florida	54
6. Mississippi State	52
7. Ole Miss	50
8. South Carolina	47
9. Auburn	46
10. Arkansas	44
11. Georgia	43
12. Vanderbilt	33
13. Kentucky	30
14. Tennessee	27

Balks	
1. Arkansas	10
2. Georgia	6
3. Missouri	6
4. Auburn	5
5. LSU	5
6. Alabama	4
7. Tennessee	3
8. Texas A&M	3
9. Ole Miss	2
10. Mississippi State	2
11. Florida	2
12. South Carolina	2
13. Kentucky	2

Hit batters	
1. Florida	82
2. Georgia	82
3. Kentucky	71
4. Vanderbilt	70
5. Mississippi State	66
6. Auburn	65
7. Texas A&M	65
8. LSU	63
9. Ole Miss	59
10. Alabama	58
11. Missouri	57
12. Arkansas	57
13. South Carolina	48
14. Tennessee	47

Intentional BB allowed	
1. Georgia	15
2. Florida	13
3. Kentucky	12
4. Mississippi State	9
5. Tennessee	9
6. LSU	7
7. South Carolina	7
8. Ole Miss	6
9. Texas A&M	6
10. Alabama	5
11. Auburn	5
12. Vanderbilt	3
13. Arkansas	3
14. Missouri	2



**2023 SEC Baseball  
SEC Fielding Leaders (as of Jun 26, 2023)  
(All games)**

Hitting minimums - 75% of Games  
Pitching minimums - 1 Games 1.0 IP/Game

<b>Fielding pct</b>		<b>Chances</b>		<b>Putouts</b>	
1. Kentucky	.984	1. Florida	2499	1. Florida	1839
2. Arkansas	.981	2. Texas A&M	2340	2. LSU	1837
3. Georgia	.981	3. LSU	2316	3. Tennessee	1704
4. Vanderbilt	.980	4. Alabama	2229	4. Texas A&M	1699
5. Ole Miss	.979	5. Tennessee	2222	5. Alabama	1667
6. Alabama	.978	6. South Carolina	2214	6. Vanderbilt	1643
7. Texas A&M	.978	7. Kentucky	2177	7. South Carolina	1623
8. Auburn	.978	8. Arkansas	2145	8. Arkansas	1592
9. Florida	.977	9. Vanderbilt	2142	9. Kentucky	1579
10. Tennessee	.976	10. Auburn	2047	10. Auburn	1527
11. South Carolina	.975	11. Georgia	1919	11. Georgia	1450
12. LSU	.975	12. Missouri	1836	12. Ole Miss	1379
13. Missouri	.971	13. Ole Miss	1823	13. Mississippi State	1359
14. Mississippi State	.964	14. Mississippi State	1805	14. Missouri	1347
<b>Assists</b>		<b>Errors</b>		<b>Fielding double plays</b>	
1. Florida	603	1. Mississippi State	65	1. Alabama	54
2. Texas A&M	589	2. LSU	59	Arkansas	54
3. Kentucky	563	3. Florida	57	3. Kentucky	50
4. South Carolina	535	4. South Carolina	56	4. Vanderbilt	43
5. Alabama	514	5. Missouri	54	Texas A&M	43
6. Arkansas	512	6. Tennessee	53	6. Auburn	40
7. Auburn	474	7. Texas A&M	52	7. South Carolina	38
8. Tennessee	465	8. Alabama	48	8. LSU	33
9. Vanderbilt	457	9. Auburn	46	Georgia	33
10. Missouri	435	10. Vanderbilt	42	10. Florida	32
11. Georgia	432	11. Arkansas	41	11. Ole Miss	30
12. LSU	420	12. Ole Miss	38	12. Mississippi State	29
13. Ole Miss	406	13. Georgia	37	13. Tennessee	28
14. Mississippi State	381	14. Kentucky	35	Missouri	28
<b>Stolen bases against</b>		<b>Caught stealing by</b>		<b>Steal attempts against</b>	
1. Tennessee	87	1. LSU	17	1. Tennessee	103
2. Mississippi State	67	2. Arkansas	16	2. Mississippi State	81
3. Ole Miss	61	Tennessee	16	3. Missouri	73
4. Missouri	58	4. Missouri	15	4. Ole Miss	72
5. Alabama	56	5. Texas A&M	14	5. Alabama	69
6. Texas A&M	50	South Carolina	14	6. Texas A&M	64
7. Arkansas	48	Mississippi State	14	Arkansas	64
8. Vanderbilt	45	Georgia	14	8. South Carolina	58
9. South Carolina	44	9. Alabama	13	9. LSU	57
10. LSU	40	10. Auburn	12	Vanderbilt	57
11. Auburn	38	Florida	12	11. Auburn	50
12. Georgia	36	Vanderbilt	12	Georgia	50
Florida	36	13. Ole Miss	11	13. Florida	48
14. Kentucky	32	14. Kentucky	10	14. Kentucky	42
<b>Passed balls</b>		<b>Catchers interference</b>			
1. Mississippi State	21	1. Florida	3		
2. Florida	20	2. Missouri	2		
3. LSU	16	3. LSU	1		
4. Auburn	13	Texas A&M	1		
Tennessee	13	Tennessee	1		
6. Vanderbilt	11				
Kentucky	11				
8. Texas A&M	10				
9. South Carolina	8				
10. Alabama	7				
11. Missouri	6				
Ole Miss	6				
Arkansas	6				
14. Georgia	3				



**2023 SEC Baseball**  
**SEC Batting Leaders (as of Jun 26, 2023)**  
**(All games)**

Hitting minimums - 75% of Games 2.0 AB/Game 3.0 TPA/Game  
 Pitching minimums - 1 Games 1.0 IP/Game

Batting avg	
1. Dylan Crews-LS	.426
2. Charlie Condon-UG	.386
3. Connor Tate-UG	.377
4. Kemp Alderman-UM	.376
5. Ethan Petry-SC	.376
6. Tommy White-LS	.374
7. Wyatt Langford-UF	.373
8. Ike Irish-AU	.361
9. Tommy Seidl-UA	.355
10. Jack Moss-AM	.355
11. Bryson Ware-AU	.350
12. Josh Rivera-UF	.348
13. Bobby Peirce-AU	.343
14. Andrew Pinckney-UA	.339
15. Jackson Gray-UK	.338

Slugging pct	
1. Charlie Condon-UG	.800
2. Wyatt Langford-UF	.784
3. Jac Caglianone-UF	.738
4. Ethan Petry-SC	.733
5. Bryson Ware-AU	.731
6. Colby Shelton-UA	.729
7. Tommy White-LS	.725
8. Dylan Crews-LS	.713
9. Kemp Alderman-UM	.709
10. Hines, Hunter-MS	.683
11. Connor Tate-UG	.682
12. Luke Mann-MO	.680
13. Andrew Pinckney-UA	.648
14. Griffin Merritt-UT	.648
15. Hank Zeisler-MO	.640

On base pct	
1. Dylan Crews-LS	.567
2. Wyatt Langford-UF	.498
3. Jackson Gray-UK	.491
4. Charlie Condon-UG	.484
5. Ethan Petry-SC	.471
6. Gavin Dugas-LS	.464
7. Cade Beloso-LS	.462
8. Connor Tate-UG	.459
9. Jack Moss-AM	.457
10. Tommy Seidl-UA	.456
11. Rj Schreck-VU	.454
12. Ledbetter, Colton-MS	.452
13. Larry, Amani-MS	.451
14. Josh Rivera-UF	.447
Hunter Haas-AM	.447

Runs scored	
1. Dylan Crews-LS	100
2. Wyatt Langford-UF	83
3. Cade Kurland-UF	75
4. Gavin Dugas-LS	74
Jac Caglianone-UF	74
6. Josh Rivera-UF	70
Jackson Gray-UK	70
8. Enrique Bradfield Jr-VU	69
9. Tre' Morgan-LS	66
Christian Moore-UT	66
Bryson Ware-AU	66
12. Jim Jarvis-UA	65
13. Tommy White-LS	64
Braylen Wimmer-SC	64
15. Cole Messina-SC	62

Hits	
1. Dylan Crews-LS	110
2. Tommy White-LS	102
3. Jack Moss-AM	93
4. Jac Caglianone-UF	91
5. Josh Rivera-UF	89
6. Wyatt Langford-UF	88
7. Ike Irish-AU	86
8. Tre' Morgan-LS	85
9. Ethan Petry-SC	83
Connor Tate-UG	83
11. Hunter Haas-AM	81
Charlie Condon-UG	81
13. Jared Dickey-UT	80
Kemp Alderman-UM	80
15. Andrew Pinckney-UA	79

Runs batted in	
1. Tommy White-LS	105
2. Jac Caglianone-UF	90
3. Ethan Petry-SC	75
4. Josh Rivera-UF	72
5. Hunter Gilliam-UK	71
6. Dylan Crews-LS	70
7. BT Riopelle-UF	67
Charlie Condon-UG	67
9. Cole Messina-SC	65
10. Kendall Diggs-AR	63
Bryson Ware-AU	63
Jace Laviolette-AM	63
13. Hines, Hunter-MS	61
Kemp Alderman-UM	61
15. 3 tied at.....	59

Doubles	
1. Wyatt Langford-UF	28
2. Tommy White-LS	24
Ike Irish-AU	24
4. Kason Howell-AU	23
5. Maui Ahuna-UT	20
6. Connor Tate-UG	19
7. Cole Messina-SC	18
Jonathan Vastine-VU	18
Jacob Gonzalez-UM	18
Devin Burkes-UK	18
11. Cade Kurland-UF	17
12. Larry, Amani-MS	16
Dylan Crews-LS	16
Emilien Pitre-UK	16
15. 7 tied at.....	15

Triples	
1. Jackson Gray-UK	6
2. Jim Jarvis-UA	4
Colby Halter-UF	4
Tre' Morgan-LS	4
5. Jared Dickey-UT	3
Kason Howell-AU	3
Josh Pearson-LS	3
Andrew Pinckney-UA	3
Hank Zeisler-MO	3
Blake Burke-UT	3
Dalton Bargo-MO	3
Ben Anderson-UG	3
Wyatt Langford-UF	3
Zane Denton-UT	3
Jase Felker-UK	3

Home runs	
1. Jac Caglianone-UF	33
2. Charlie Condon-UG	25
Colby Shelton-UA	25
4. Tommy White-LS	24
Bryson Ware-AU	24
6. Ethan Petry-SC	23
7. Hines, Hunter-MS	22
8. Luke Mann-MO	21
Jace Laviolette-AM	21
Wyatt Langford-UF	21
11. Josh Rivera-UF	19
Gavin Casas-SC	19
Kemp Alderman-UM	19
BT Riopelle-UF	19
15. 4 tied at.....	18

Total bases	
1. Jac Caglianone-UF	208
2. Tommy White-LS	198
3. Wyatt Langford-UF	185
4. Dylan Crews-LS	184
5. Charlie Condon-UG	168
6. Bryson Ware-AU	163
7. Ethan Petry-SC	162
8. Josh Rivera-UF	158
9. Andrew Pinckney-UA	151
Kemp Alderman-UM	151
11. Connor Tate-UG	150
12. Colby Shelton-UA	148
13. Cade Kurland-UF	146
14. Cole Messina-SC	142
15. Jace Laviolette-AM	141

Walks	
1. Dylan Crews-LS	71
2. Wyatt Langford-UF	56
3. Christian Moore-UT	50
4. Hunter Haas-AM	49
5. Jace Laviolette-AM	48
Rj Schreck-VU	48
7. Ledbetter, Colton-MS	47
Jack Moss-AM	47
9. Josh Rivera-UF	46
Kendall Diggs-AR	46
Zane Denton-UT	46
12. Enrique Bradfield Jr-VU	45
Cooper McMurray-AU	45
14. Gavin Dugas-LS	44
15. 2 tied at.....	43

Hit by pitch	
1. Gavin Dugas-LS	33
2. Jackson Gray-UK	25
3. Cade Kurland-UF	22
4. Jase Felker-UK	19
5. Rj Schreck-VU	18
Tre' Morgan-LS	18
7. Larry, Amani-MS	17
Jordan Thompson-LS	17
9. Talmadge LeCroy-SC	16
Jace Bohrofen-AR	16
Jac Caglianone-UF	16
12. Ryan Waldschmidt-UK	15
Trevor Austin-MO	15
Devin Burkes-UK	15
Cal Stark-UT	15

**Sac bunts**

1. Grant Smith-UK	11
Jase Felker-UK	11
3. Will Tippett-SC	9
Ryan Waldschmidt-UK	9
5. John Bolton-AR	7
Colby Halter-UF	7
Alex Milazzo-LS	7
8. Enrique Bradfield Jr-VU	6
Sebastian Murillo-UG	6
10. Caden Green-AU	5
Jackson Gray-UK	5
Ben Anderson-UG	5
Ed Johnson-UA	5
Christian Scott-UT	5
15. 7 tied at.....	4

**Total plate appearances**

1. Dylan Crews-LS	344
2. Tre' Morgan-LS	332
3. Jac Caglianone-UF	319
4. Jack Moss-AM	315
5. Jordan Thompson-LS	313
6. Josh Rivera-UF	312
Cade Kurland-UF	312
8. Hunter Haas-AM	311
9. Tommy White-LS	310
10. Gavin Dugas-LS	307
11. Wyatt Langford-UF	303
12. Jim Jarvis-UA	299
Enrique Bradfield Jr-VU	299
14. BT Riopelle-UF	296
15. Rj Schreck-VU	292

**Strikeouts**

1. BT Riopelle-UF	85
2. Ryan Targac-AM	78
3. Maui Ahuna-UT	77
4. Jace Laviolette-AM	75
5. Jordan Thompson-LS	71
6. Jared Jones-LS	69
Drew Williamson-UA	69
8. Trevor Werner-AM	68
Andrew Pinckney-UA	68
10. Christian Moore-UT	67
11. Jonathan Vastine-VU	65
12. Hines, Hunter-MS	64
Cade Kurland-UF	64
Gavin Casas-SC	64
15. 2 tied at.....	63

**Sac flies**

1. Rj Schreck-VU	9
2. Hunter Gilliam-UK	8
Tre' Morgan-LS	8
Ethan Petry-SC	8
Hank Zeisler-MO	8
6. Davis Diaz-VU	7
Jacob Gonzalez-UM	7
Trevor Werner-AM	7
9. Peyton Stovall-AR	6
Austin Bost-AM	6
Luke Heyman-UF	6
12. 13 tied at.....	5

**At bats**

1. Jac Caglianone-UF	282
2. Tommy White-LS	273
3. Tre' Morgan-LS	269
4. Cade Kurland-UF	263
5. Jack Moss-AM	262
6. Dylan Crews-LS	258
7. Josh Rivera-UF	256
Jordan Thompson-LS	256
9. Hunter Haas-AM	251
10. Jim Jarvis-UA	249
11. Jared Dickey-UT	244
12. Blake Burke-UT	243
13. Rj Austin-VU	241
14. BT Riopelle-UF	240
15. Ike Irish-AU	238

**Caught stealing**

1. Jackson Gray-UK	7
Enrique Bradfield Jr-VU	7
3. Emilien Pitre-UK	4
Tommy Seidl-UA	4
Jase Felker-UK	4
Jace Laviolette-AM	4
Josh Rivera-UF	4
Michael Robertson-UF	4
9. 15 tied at.....	3

**Stolen bases**

1. Enrique Bradfield Jr-VU	37
2. Ty Wiltsmeyer-MO	21
Jase Felker-UK	21
4. Emilien Pitre-UK	20
5. Larry, Amani-MS	19
Jackson Gray-UK	19
7. Jace Laviolette-AM	18
Josh Rivera-UF	18
9. Ledbetter, Colton-MS	17
Ryan Waldschmidt-UK	17
11. Christian Moore-UT	16
Ethan Groff-UM	16
13. Jordan Thompson-AM	14
14. Braylen Wimmer-SC	13
Tavian Josenberger-AR	13

**Steal attempts**

1. Enrique Bradfield Jr-VU	44
2. Jackson Gray-UK	26
3. Jase Felker-UK	25
4. Ty Wiltsmeyer-MO	24
Emilien Pitre-UK	24
6. Josh Rivera-UF	22
Jace Laviolette-AM	22
8. Larry, Amani-MS	21
9. Ethan Groff-UM	19
Ryan Waldschmidt-UK	19
11. Christian Moore-UT	18
Ledbetter, Colton-MS	18
13. Jordan Thompson-AM	16
Tavian Josenberger-AR	16
15. 2 tied at.....	15

**Grounded into DP**

1. Tommy White-LS	9
2. Austin Bost-AM	8
3. Ike Irish-AU	7
Kaeden Kent-AM	7
5. Dominic Tamez-UA	6
Bryson Ware-AU	6
Michael Braswell-SC	6
Charlie Condon-UG	6
Gavin Dugas-LS	6
Ryan Targac-AM	6
11. 19 tied at.....	5



**2023 SEC Baseball  
SEC Pitching Leaders (as of Jun 26, 2023)  
(All games)**

Hitting minimums - 75% of Games 2.0 AB/Game 3.0 TPA/Game  
Pitching minimums - 1 Games 1.0 IP/Game

<b>Earned run avg</b>		<b>Opposing bat avg</b>		<b>Innings pitched</b>	
1. Paul Skenes-LS	1.69	1. Paul Skenes-LS	.165	1. Paul Skenes-LS	122.2
2. Andrew Lindsey-UT	2.90	2. Tommy Vail-AU	.184	2. Brandon Sproat-UF	106.1
3. Devin Futrell-VU	3.44	3. Luke Holman-UA	.186	3. Hurston Waldrep-UF	101.2
4. Evan Aschenbeck-AM	3.46	4. Jac Caglianone-UF	.190	4. Ty Floyd-LS	91.0
5. James Hicks-SC	3.48	5. Ty Floyd-LS	.208	5. Chase Dollander-UT	89.0
6. Hunter Owen-VU	3.52	6. Hagen Smith-AR	.217	6. Will McEntire-AR	87.0
7. Drew Beam-UT	3.63	7. Hunter Owen-VU	.219	7. Jack Mahoney-SC	84.1
8. Hagen Smith-AR	3.64	8. Brandon Sproat-UF	.222	8. Drew Beam-UT	84.1
9. Luke Holman-UA	3.67	9. Chase Burns-UT	.222	9. Devin Futrell-VU	83.2
10. Tommy Vail-AU	3.76	10. Andrew Lindsey-UT	.225	10. Luke Holman-UA	81.0
11. Hunter Hollan-AR	4.13	11. Devin Futrell-VU	.226	11. Jacob McNairy-UA	80.2
12. Hurston Waldrep-UF	4.16	12. Hurston Waldrep-UF	.228	12. Hunter Hollan-AR	80.2
13. Jack Mahoney-SC	4.16	13. Logan Lunceford-MO	.228	13. Jac Caglianone-UF	74.2
14. Chase Burns-UT	4.25	14. James Hicks-SC	.234	14. Chandler Murphy-MO	74.0
15. Darren Williams-UK	4.26	15. Darren Williams-UK	.235	15. Nathan Dettmer-AM	72.2
<b>Batters struck out</b>		<b>Batters SO out looking</b>		<b>Wins</b>	
1. Paul Skenes-LS	209	1. Paul Skenes-LS	64	1. Paul Skenes-LS	13
2. Hurston Waldrep-UF	156	2. Jack Mahoney-SC	43	2. Ryan Slater-UF	10
3. Brandon Sproat-UF	134	3. Ty Floyd-LS	34	3. Hurston Waldrep-UF	10
4. Ty Floyd-LS	120	4. Hurston Waldrep-UF	33	4. Drew Beam-UT	9
5. Chase Dollander-UT	120	5. Brandon Sproat-UF	32	5. James Hicks-SC	8
6. Chase Burns-UT	114	6. Chase Dollander-UT	32	6. Evan Aschenbeck-AM	8
7. Hagen Smith-AR	109	7. Liam Sullivan-UG	29	7. Hagen Smith-AR	8
8. Xavier Rivas-UM	89	8. Thatcher Hurd-LS	29	8. Hunter Hollan-AR	8
9. Drew Beam-UT	88	9. Will McEntire-AR	27	9. Devin Futrell-VU	8
10. Luke Holman-UA	87	10. Luke Holman-UA	27	10. Brandon Sproat-UF	8
11. Jac Caglianone-UF	87	11. Brandon Neely-UF	27	11. Thatcher Hurd-LS	8
12. Jacob McNairy-UA	86	12. Hunter Owen-VU	27	12. Will McEntire-AR	8
13. Jack Mahoney-SC	84	13. Hagen Smith-AR	27	13. 6 tied at.....	7
14. Thatcher Hurd-LS	84	14. Drew Beam-UT	26		
15. Will McEntire-AR	83	15. Andrew Lindsey-UT	26		
<b>Saves</b>		<b>Appearances</b>		<b>Games started</b>	
1. Brandon Neely-UF	13	1. Brandon Neely-UF	34	1. Brandon Sproat-UF	19
2. Nick Maldonado-VU	8	2. Kirby Connell-UT	33	2. Hurston Waldrep-UF	19
3. Alton Davis II-UA	8	3. Dalton Rhadans-UG	33	3. Paul Skenes-LS	19
4. Chris Veach-SC	6	4. Riley Cooper-LS	32	4. Jac Caglianone-UF	18
5. Gage Wood-AR	5	5. Brandyn Garcia-AM	27	5. Ty Floyd-LS	17
6. Will Cannon-AU	5	6. Will Johnston-AM	27	6. Chase Dollander-UT	17
7. Mason Moore-UK	4	7. Cade Fisher-UF	27	7. Drew Beam-UT	17
8. Leighton Finley-UG	4	8. Ryan Slater-UF	27	8. Jack Mahoney-SC	17
9. Will Johnston-AM	4	9. Cody Adcock-AR	26	9. Nathan Dettmer-AM	17
10. Mason Nichols-UM	4	10. Aaron Combs-UT	26	10. Jacob McNairy-UA	17
11. 6 tied at.....	3	11. Evan Aschenbeck-AM	26	11. Zack Lee-UK	15
		12. 5 tied at.....	25	12. Luke Holman-UA	15
				13. Hunter Hollan-AR	15
				14. Devin Futrell-VU	15
				15. 5 tied at.....	14
<b>Games finished</b>		<b>Games in relief</b>		<b>Sac bunts allowed</b>	
1. Brandon Neely-UF	29	1. Brandon Neely-UF	34	1. Hurston Waldrep-UF	7
2. Nick Maldonado-VU	19	2. Dalton Rhadans-UG	33	2. Zack Lee-UK	6
3. Alton Davis II-UA	16	3. Kirby Connell-UT	33	3. Riley Cooper-LS	5
4. Will Cannon-AU	15	4. Riley Cooper-LS	29	4. Ben Hess-UA	5
5. Zach Franklin-MO	15	5. Brandyn Garcia-AM	27	5. Troy Wansing-AM	5
6. Mason Nichols-UM	14	6. Aaron Combs-UT	26	6. Nathan Dettmer-AM	4
7. Will Johnston-AM	13	7. Evan Aschenbeck-AM	26	7. Thomas Schultz-VU	4
8. Riley Cooper-LS	13	8. Alton Davis II-UA	25	8. Chandler Murphy-MO	4
9. Dalton Rhadans-UG	13	9. Cade Fisher-UF	25	9. Jack Mahoney-SC	4
10. Dohm, Nate-MS	11	10. Ryder Giles-UK	25	10. Zack Morris-AR	4
11. Nixon, Aaron-MS	11	11. Philip Abner-UF	25	11. Brandon Sproat-UF	4
12. Cade Austin-SC	11	12. Ryan Slater-UF	24	12. 16 tied at.....	3
13. Leighton Finley-UG	11	13. Evan Byers-UK	24		
14. 3 tied at.....	10	14. Seth Halvorsen-UT	24		
		15. 6 tied at.....	23		

**Sac flies allowed**

1. Evan Aschenbeck-AM	6
2. Will Johnston-AM	5
Nathan Dettmer-AM	5
Luke Wagner-UG	5
Blake Money-LS	5
6. 14 tied at.....	4

**Losses**

1. Chase Dollander-UT	6
2. Cijntje, Jurrangelo-MS	5
Logan Lunceford-MO	5
Drew Beam-UT	5
Xavier Rivas-UM	5
Chandler Murphy-MO	5
Eli Jones-SC	5
8. 15 tied at.....	4

**Runners picked off**

1. Nate Larue-AU	6
2. Cal Stark-UT	4
Yntema, Graham-MS	4
4. Loftin, Bradley-MS	3
Parker Rowland-AR	3
6. 11 tied at.....	2

**Wild pitches**

1. Will Johnston-AM	17
2. Hurston Waldrep-UF	11
Nathan Dettmer-AM	11
4. Gavin Guidry-LS	10
Jac Caglianone-UF	10
6. Nic Smith-MO	9
Luke Holman-UA	9
Gage Wood-AR	9
Jacob Hasty-MO	9
Thatcher Hurd-LS	9
Zach Franklin-MO	9
12. Rorik Maltrud-MO	8
Paul Skenes-LS	8
Brayden Jones-UM	8
15. 6 tied at.....	7

**Balks**

1. Hunter Hollan-AR	3
2. Riley Cooper-LS	2
Nolan Crisp-UG	2
Nic Smith-MO	2
Luke Holman-UA	2
Matthew Becker-SC	2
Jake Faherty-AR	2
Drew Nelson-AU	2
Will McEntire-AR	2
Ty Floyd-LS	2
John Armstrong-AU	2
12. 29 tied at.....	1

**Hit batters**

1. Brandon Sproat-UF	17
2. Darren Williams-UK	16
3. Jac Caglianone-UF	14
Cijntje, Jurrangelo-MS	14
5. Ty Floyd-LS	12
Tanner Bauman-AU	12
Carter Holton-VU	12
8. Liam Sullivan-UG	11
Zach Franklin-MO	11
10. Will Sanders-SC	10
Leighton Finley-UG	10
12. 10 tied at.....	9

**Intentional BB allowed**

1. Brandon Neely-UF	4
2. Hunt, KC-MS	3
Nolan Crisp-UG	3
Brandon Sproat-UF	3
Aj Russell-UT	3
Mason Moore-UK	3
Will Pearson-UG	3
8. 15 tied at.....	2

**Hits allowed**

1. Logan Lunceford-MO	45
Tommy Vail-AU	45
3. Jac Caglianone-UF	51
4. Hunter Owen-VU	52
5. Luke Holman-UA	54
6. Darren Williams-UK	56
Hagen Smith-AR	56
8. James Hicks-SC	59
Evan Aschenbeck-AM	59
10. Liam Sullivan-UG	60
Andrew Lindsey-UT	60
Chase Burns-UT	60
13. JT Quinn-UM	62
14. Jack Dougherty-UM	63
15. Xavier Rivas-UM	65

**Runs allowed**

1. Evan Aschenbeck-AM	27
2. Paul Skenes-LS	28
Hunter Owen-VU	28
4. James Hicks-SC	29
Andrew Lindsey-UT	29
6. Hagen Smith-AR	30
7. Darren Williams-UK	32
8. Tommy Vail-AU	34
9. Luke Holman-UA	37
Chase Burns-UT	37
Logan Lunceford-MO	37
12. Devin Futrell-VU	38
13. Zack Lee-UK	39
14. Jac Caglianone-UF	40
15. Hunter Hollan-AR	41

**Earned runs allowed**

1. Paul Skenes-LS	23
Andrew Lindsey-UT	23
3. Hunter Owen-VU	25
Evan Aschenbeck-AM	25
5. James Hicks-SC	26
6. Tommy Vail-AU	29
Hagen Smith-AR	29
8. Darren Williams-UK	30
9. Devin Futrell-VU	32
10. Luke Holman-UA	33
11. Zack Lee-UK	34
Drew Beam-UT	34
Chase Burns-UT	34
14. Jac Caglianone-UF	36
Logan Lunceford-MO	36

**Walks allowed**

1. James Hicks-SC	14
2. Hunter Owen-VU	17
3. Andrew Lindsey-UT	19
4. Devin Futrell-VU	20
Evan Aschenbeck-AM	20
Paul Skenes-LS	20
7. Chase Burns-UT	22
Jack Dougherty-UM	22
Jacob McNairy-UA	22
10. Drew Beam-UT	23
11. Darren Williams-UK	24
12. Zack Lee-UK	27
13. Hunter Hollan-AR	29
Jack Mahoney-SC	29
Will McEntire-AR	29

**Doubles allowed**

1. Chandler Murphy-MO	3
2. Luke Holman-UA	6
3. Evan Aschenbeck-AM	7
Liam Sullivan-UG	7
JT Quinn-UM	7
6. Hagen Smith-AR	8
Tommy Vail-AU	8
Andrew Lindsey-UT	8
9. Jac Caglianone-UF	9
Hunter Owen-VU	9
Darren Williams-UK	9
12. Zack Lee-UK	10
13. Logan Lunceford-MO	11
Hunter Hollan-AR	11
Xavier Rivas-UM	11

**Triples allowed**

1. Hurston Waldrep-UF	0
Ty Floyd-LS	0
Paul Skenes-LS	0
Jacob McNairy-UA	0
Jack Dougherty-UM	0
Chandler Murphy-MO	0
Darren Williams-UK	0
Hunter Owen-VU	0
Tommy Vail-AU	0
Hagen Smith-AR	0
11. Jack Mahoney-SC	1
Liam Sullivan-UG	1
Devin Futrell-VU	1
Evan Aschenbeck-AM	1
Luke Holman-UA	1

**Home runs allowed**

1. Evan Aschenbeck-AM	4
2. Jac Caglianone-UF	6
Tommy Vail-AU	6
Darren Williams-UK	6
5. Hagen Smith-AR	7
Paul Skenes-LS	7
7. Jack Mahoney-SC	8
8. Hunter Owen-VU	9
Andrew Lindsey-UT	9
James Hicks-SC	9
11. Jacob McNairy-UA	10
Chase Burns-UT	10
JT Quinn-UM	10
Nathan Dettmer-AM	10
15. Hurston Waldrep-UF	12





**2023 SEC Baseball  
SEC Fielding Leaders (as of Jun 26, 2023)  
(All games)**

Hitting minimums - 75% of Games  
Pitching minimums - 1 Games 1.0 IP/Game

Fielding pct	
1. Devin Burkes-UK	1.000
Enrique Bradfield Jr-VU	1.000
Dylan Crews-LS	1.000
Tavian Josenberger-AR	1.000
Ben Anderson-UG	1.000
Hunter Ensley-UT	1.000
Tommy Seidl-UA	1.000
Kemp Alderman-UM	1.000
Ryan Waldschmidt-UK	1.000
Caden Rose-UA	1.000
Clark, Kellum-MS	1.000
Evan Stone-SC	1.000
Brayden Jobert-LS	1.000
Josh Pearson-LS	1.000
Cole Wagner-UG	1.000

Chances	
1. BT Riopelle-UF	729
2. Cole Messina-SC	526
3. Hunter Gilliam-UK	511
4. Calvin Harris-UM	498
5. Devin Burkes-UK	496
6. Drew Williamson-UA	482
7. Jack Moss-AM	457
8. Blake Burke-UT	452
9. Parker Noland-VU	435
10. Hank Zeisler-MO	418
11. Parker Rowland-AR	410
12. Brady Slavens-AR	409
13. Nate Larue-AU	408
14. Hancock, Luke-MS	404
15. Gavin Casas-SC	403

Putouts	
1. BT Riopelle-UF	672
2. Cole Messina-SC	485
3. Hunter Gilliam-UK	477
4. Calvin Harris-UM	467
5. Devin Burkes-UK	463
6. Drew Williamson-UA	457
7. Jack Moss-AM	433
8. Blake Burke-UT	414
9. Parker Noland-VU	401
10. Hank Zeisler-MO	393
11. Brady Slavens-AR	384
12. Gavin Casas-SC	379
13. Parker Rowland-AR	374
14. Nate Larue-AU	373
Hancock, Luke-MS	373

Assists	
1. Grant Smith-UK	165
2. Josh Rivera-UF	162
3. Emilien Pitre-UK	160
4. Hunter Haas-AM	159
5. Jim Jarvis-UA	156
6. Cole Foster-AU	138
7. Jordan Thompson-LS	134
8. John Bolton-AR	130
9. Christian Moore-UT	126
Braylen Wimmer-SC	126
11. Mason LaPlante-UG	123
Austin Bost-AM	123
13. Jonathan Vastine-VU	121
14. Maui Ahuna-UT	119
15. Cade Kurland-UF	118

Fielding double plays	
1. Drew Williamson-UA	48
2. Hunter Gilliam-UK	47
3. Parker Noland-VU	40
4. Emilien Pitre-UK	39
Brady Slavens-AR	39
Jim Jarvis-UA	39
7. Grant Smith-UK	34
8. Jack Moss-AM	32
9. Gavin Casas-SC	29
10. John Bolton-AR	28
Mason LaPlante-UG	28
12. 5 tied at.....	27

Passed balls	
1. Highfill, Ross-MS	19
2. BT Riopelle-UF	14
3. Devin Burkes-UK	11
4. Nate Larue-AU	10
5. Hayden Travinski-LS	9
6. Jack Bulger-VU	8
7. Calvin Harris-UM	6
Cole Messina-SC	6
9. Jared Dickey-UT	5
Cal Stark-UT	5
Mac Gussette-UA	5
Hudson Polk-AR	5
13. 4 tied at.....	4

Catchers interference	
1. BT Riopelle-UF	3
2. Tre Morris-MO	1
Charlie Taylor-UT	1
Dylan Leach-MO	1
Alex Milazzo-LS	1
Max Kaufer-AM	1

Steal attempts against	
1. Calvin Harris-UM	62
2. Cal Stark-UT	59
3. Mac Gussette-UA	51
4. Parker Rowland-AR	42
5. Highfill, Ross-MS	40
6. Jack Bulger-VU	38
Dylan Leach-MO	38
8. Devin Burkes-UK	37
9. Cole Messina-SC	36
Hancock, Luke-MS	36
11. Nate Larue-AU	35
Hank Bard-AM	35
13. BT Riopelle-UF	31
14. Tre Morris-MO	30
Charlie Taylor-UT	30

Stolen bases against	
1. Calvin Harris-UM	55
2. Cal Stark-UT	50
3. Mac Gussette-UA	41
4. Hancock, Luke-MS	33
Highfill, Ross-MS	33
6. Dylan Leach-MO	32
7. Parker Rowland-AR	31
Jack Bulger-VU	31
9. Hank Bard-AM	30
10. Cole Messina-SC	28
Devin Burkes-UK	28
12. Nate Larue-AU	26
Tre Morris-MO	26
Charlie Taylor-UT	26
15. BT Riopelle-UF	23

Caught stealing by	
1. Parker Rowland-AR	11
2. Mac Gussette-UA	10
3. Cal Stark-UT	9
Devin Burkes-UK	9
Nate Larue-AU	9
6. Cole Messina-SC	8
BT Riopelle-UF	8
8. Highfill, Ross-MS	7
Jack Bulger-VU	7
Fernando Gonzalez-UG	7
Calvin Harris-UM	7
12. Dylan Leach-MO	6
Hayden Travinski-LS	6
14. 3 tied at.....	5

Errors	
1. Jordan Thompson-LS	17
2. Forsythe, Lane-MS	15
3. Rj Austin-VU	13
Alford, Slate-MS	13
Tommy White-LS	13
6. Jase Felker-UK	12
7. Bryson Ware-AU	11
Blake Burke-UT	11
9. Colby Shelton-UA	10
Josh Rivera-UF	10
Talmadge LeCroy-SC	10
Braylen Wimmer-SC	10
13. 4 tied at.....	9



**2023 SEC Baseball**  
**Game Highs for SEC (as of Jun 26, 2023)**  
**(All games)**

**TEAM GAME HIGHS**

**Batting**

At bats:	59	-	Vanderbilt (vs Evansville, Mar 08, 2023)
Runs scored:	26	-	Vanderbilt (vs Mississippi State, Mar 24, 2023)
	26	-	LSU (vs Central Connecticut, Mar 04, 2023)
Hits:	24	-	LSU (vs Florida, Jun 26, 2023)
RBIs:	26	-	Vanderbilt (vs Mississippi State, Mar 24, 2023)
Doubles:	8	-	Auburn (vs Lipscomb, Mar 04, 2023)
Triples:	3	-	Kentucky (vs Indiana State, Mar 04, 2023)
Home runs:	8	-	Florida (vs Cincinnati, Feb 26, 2023)
Total bases:	45	-	Florida (vs LSU, Jun 25, 2023)
Walks:	18	-	Tennessee (vs Florida, Apr 08, 2023)
Strikeouts:	20	-	Florida (vs LSU, Jun 24, 2023)
Sac hits:	4	-	Kentucky (vs Texas A&M, Apr 22, 2023)
Sac flies:	4	-	(4 times )
Stolen bases:	9	-	Texas A&M (vs UTRGV, May 09, 2023)
Caught stealing:	3	-	Alabama (vs South Alabama, Mar 14, 2023)
Hit by pitch:	9	-	Kentucky (vs Indiana, Jun 04, 2023)
Runners LOB:	19	-	South Carolina (vs Penn, Feb 26, 2023)
Hit into DP:	5	-	Auburn (vs Alabama, Apr 15, 2023)

**Fielding**

Putouts:	51	-	Vanderbilt (vs Evansville, Mar 08, 2023)
Assists:	17	-	Kentucky (vs Elon, Feb 18, 2023)
	17	-	Texas A&M (vs Florida, May 05, 2023)
Errors:	5	-	LSU (vs Florida, Jun 25, 2023)
Passed balls:	2	-	(18 times )
DPs turned:	5	-	Alabama (vs Auburn, Apr 15, 2023)

**Pitching**

Innings pitched:	17.0	-	Vanderbilt (vs Evansville, Mar 08, 2023)
Strikeouts:	24	-	Vanderbilt (vs Evansville, Mar 08, 2023)
Wild pitches:	5	-	LSU (vs Oregon State, Jun 05, 2023)
	5	-	Vanderbilt (vs Texas A&M, May 28, 2023)
	5	-	Georgia (vs Ga. Southern, Mar 29, 2023)
Hit batters:	5	-	(7 times )



**2023 SEC Baseball**  
**Game Highs for SEC (as of Jun 26, 2023)**  
**(All games)**

GAME HIGHS (BOTH TEAMS)

Batting

At bats:	91	-	LSU vs Georgia (May 18, 2023)
Runs scored:	34	-	Ole Miss vs Missouri (May 06, 2023)
Hits:	32	-	Tennessee vs LSU (Apr 01, 2023)
	32	-	Georgia vs Auburn (Mar 25, 2023)
RBI:	34	-	Ole Miss vs Missouri (May 06, 2023)
Doubles:	10	-	Florida vs Kentucky (May 18, 2023)
Triples:	3	-	Mississippi State vs Kentucky (Mar 19, 2023)
	3	-	Indiana State vs Kentucky (Mar 04, 2023)
Home runs:	12	-	Ole Miss vs Missouri (May 06, 2023)
Total bases:	74	-	Ole Miss vs Missouri (May 06, 2023)
Walks:	23	-	Texas A&M vs Mississippi State (May 18, 2023)
Strikeouts:	36	-	LSU vs Florida (Jun 24, 2023)
Sac hits:	4	-	Texas A&M vs Kentucky (Apr 22, 2023)
Sac flies:	5	-	Alabama vs LSU (Apr 30, 2023)
Stolen bases:	9	-	UTRGV vs Texas A&M (May 09, 2023)
Caught stealing:	3	-	Alabama vs South Alabama (Mar 14, 2023)
	3	-	Tennessee vs South Carolina (May 19, 2023)
Hit by pitch:	9	-	Kentucky vs Indiana (Jun 04, 2023)
Runners LOB:	26	-	LSU vs Texas A&M (Mar 18, 2023)
Hit into DP:	7	-	Auburn vs Alabama (Apr 15, 2023)

Fielding

Putouts:	72	-	LSU vs Georgia (May 18, 2023)
	72	-	Kentucky vs Alabama (Mar 24, 2023)
Assists:	26	-	Arkansas vs Mississippi State (May 07, 2023)
	26	-	Tennessee vs Georgia (May 05, 2023)
	26	-	Georgia vs Auburn (Mar 23, 2023)
Errors:	6	-	Florida vs LSU (Jun 25, 2023)
	6	-	Alabama vs Missouri (Apr 21, 2023)
Passed balls:	3	-	Florida vs Tennessee (Apr 07, 2023)
DPs turned:	7	-	Auburn vs Alabama (Apr 15, 2023)

Pitching

Innings pitched:	24.0	-	LSU vs Georgia (May 18, 2023)
	24.0	-	Kentucky vs Alabama (Mar 24, 2023)
Strikeouts:	36	-	LSU vs Florida (Jun 24, 2023)
Wild pitches:	7	-	Texas A&M vs Vanderbilt (May 28, 2023)
Hit batters:	8	-	Kentucky vs LSU (Apr 14, 2023)



**2023 SEC Baseball**  
**Game Highs for SEC (as of Jun 26, 2023)**  
**(All games)**

INDIVIDUAL GAME HIGHS

Batting

At bats:	8	-	Diaz, Vanderbilt (vs Evansville, Mar 08, 2023)
Runs scored:	5	-	M. Ahuna, Tennessee (vs Morehead State, Mar 10, 2023)
	5	-	Werner, Texas A&M (vs Houston Christian, Feb 28, 2023)
	5	-	Langford, Florida (vs Auburn, Apr 02, 2023)
Hits:	5	-	(8 times )
RBIs:	11	-	Noland, Vanderbilt (vs Mississippi State, Mar 24, 2023)
Doubles:	3	-	(7 times )
Triples:	2	-	Zeisler, Missouri (vs Missouri State, 04-11-23)
	2	-	J. Gray, Kentucky (vs Indiana State, Mar 04, 2023)
	2	-	K. Howell, Auburn (vs LSU, May 07, 2023)
Home runs:	4	-	C. Harris, Ole Miss (vs Missouri, May 06, 2023)
Total bases:	16	-	C. Harris, Ole Miss (vs Missouri, May 06, 2023)
Walks:	5	-	Wegner, Arkansas (vs Louisiana Tech, Mar 12, 2023)
Strikeouts:	4	-	(37 times )
Sac hits:	2	-	(9 times )
Sac flies:	3	-	Heyman, Florida (vs Florida A&M, Apr 18, 2023)
Stolen bases:	4	-	LaPlante, Georgia (vs Tennessee, May 06, 2023)
Caught stealing:	2	-	Wilmsmeyer, Missouri (vs NJIT, Mar 10, 2023)
Hit by pitch:	3	-	(9 times )
Runners LOB:	8	-	Highfill, Mississippi State (vs South Carolina, Mar 31, 2023)

Fielding

Putouts:	18	-	(4 times )
Assists:	9	-	Wimmer, South Carolina (vs Mississippi State, Apr 01, 2023)
	9	-	M. Ahuna, Tennessee (vs Vanderbilt, Apr 23, 2023)
	9	-	Wimmer, South Carolina (vs Bethune-Cookman, Mar 11, 2023)
Errors:	3	-	LeCroy, South Carolina (vs Vanderbilt, Apr 15, 2023)
	3	-	Diaz, Vanderbilt (vs Oklahoma State, Feb 18, 2023)
Passed balls:	2	-	(15 times )

Pitching

Innings pitched:	9.0	-	(5 times )
Strikeouts:	17	-	Floyd, LSU (vs Florida, Jun 24, 2023)
Wild pitches:	4	-	(4 times )
Hit batters:	4	-	(5 times )



**2023 SEC Baseball**  
**SEC Batting Analysis (as of Jun 26, 2023)**  
**(All games Sorted by Player Name)**

Player	vs left			vs right			w/runners			w/bases empty			w/bases loaded			as leadoff			fly	gnd	fly/
	h	ab	avg	h	ab	avg	h	ab	avg	h	ab	avg	h	ab	avg	rch	ops	pct	out	out	gnd
Alabama	185	648	.285	449	151	.297	326	106	.305	308	109	.282	37	105	.352	217	543	.400	571	479	1.2
Arkansas	166	604	.275	377	138	.272	295	993	.297	248	997	.249	35	92	.380	214	513	.417	517	406	1.3
Auburn	130	433	.300	441	155	.283	306	995	.308	265	996	.266	28	80	.350	198	501	.395	494	434	1.1
Florida	199	706	.282	487	166	.293	356	110	.321	330	125	.263	32	86	.372	228	605	.377	628	497	1.3
Georgia	178	595	.299	361	130	.276	257	910	.282	282	993	.284	22	75	.293	183	475	.385	471	445	1.1
Kentucky	163	625	.261	408	134	.303	301	102	.293	270	944	.286	28	81	.346	218	520	.419	511	425	1.2
LSU	229	759	.302	515	165	.312	410	133	.307	334	107	.310	39	127	.307	269	598	.450	613	482	1.3
Mississippi State	156	588	.265	347	117	.296	266	890	.299	237	869	.273	22	65	.338	175	449	.390	430	448	1.0
Missouri	117	515	.227	344	121	.282	239	831	.288	222	903	.246	16	68	.235	179	452	.396	464	354	1.3
Ole Miss	174	632	.275	344	118	.291	275	904	.304	243	911	.267	17	45	.378	174	458	.380	507	403	1.3
South Carolina	145	531	.273	420	153	.274	303	103	.294	262	103	.253	42	117	.359	215	528	.407	467	420	1.1
Tennessee	183	725	.252	434	145	.298	317	109	.291	300	108	.275	16	70	.229	228	561	.406	512	462	1.1
Texas A&M	144	539	.267	435	160	.271	313	112	.277	266	101	.261	34	102	.333	239	559	.428	604	423	1.4
Vanderbilt	129	440	.293	447	165	.270	311	981	.317	265	111	.237	32	103	.311	187	539	.347	547	518	1.1
Totals	2298	834	.276	5809	202	.287	4275	142	.299	3832	143	.268	400	121	.329	2924	730	.400	7336	6196	1.2

Player	pinch hitting			w/runners in scoring pos			w/runner on 3rd and LT 2 out			with 2 outs			success adv runners			2- rnrns			rch	rch	kl
	h	ab	avg	h	ab	avg	rbi	ops	pct	h	ab	avg	adv	ops	pct	rbi	w/out	lob	err	fc	kl
Alabama	18	61	.295	200	643	.311	116	185	.627	214	724	.296	641	127	.505	182	165	512	32	71	123
Arkansas	9	33	.273	178	621	.287	112	173	.647	146	617	.237	579	118	.489	149	149	447	38	46	169
Auburn	11	52	.212	187	612	.306	104	157	.662	180	652	.276	560	116	.480	139	120	462	26	57	150
Florida	17	44	.386	214	664	.322	131	194	.675	225	786	.286	627	126	.497	208	183	479	33	61	126
Georgia	10	37	.270	162	594	.273	89	149	.597	144	599	.240	493	104	.471	119	115	423	23	73	118
Kentucky	7	20	.350	191	665	.287	131	199	.658	168	644	.261	616	124	.494	125	202	501	28	54	132
LSU	18	58	.310	253	813	.311	150	228	.658	233	779	.299	826	160	.516	208	210	622	48	65	133
Mississippi State	15	46	.326	168	564	.298	95	144	.660	156	573	.272	513	103	.498	132	152	419	28	57	111
Missouri	8	37	.216	129	491	.263	84	130	.646	148	572	.259	474	976	.486	107	129	396	24	39	137
Ole Miss	17	51	.333	160	528	.303	81	130	.623	152	581	.262	469	101	.464	123	135	384	27	34	97
South Carolina	10	43	.233	194	672	.289	109	174	.626	156	648	.241	640	127	.502	173	132	515	30	56	186
Tennessee	32	99	.323	192	661	.290	86	155	.555	201	710	.283	604	126	.476	185	145	503	29	62	127
Texas A&M	8	39	.205	185	681	.272	131	210	.624	147	653	.225	628	132	.476	117	163	526	37	51	162
Vanderbilt	10	27	.370	196	637	.308	126	195	.646	197	706	.279	592	114	.516	140	182	465	42	35	98
Totals	190	647	.294	2609	884	.295	1545	242	.638	2467	924	.267	8262	168	.492	2107	2182	6830	445	761	1869

Success Advancing Runners = percentage of times the batter advanced at least one runner during a plate appearance  
 #Rnrns Adv w/Out = TOTAL number of runners advanced when the player made an out



**2023 SEC Baseball**  
**SEC Pitching Analysis (as of Jun 26, 2023)**  
**(All games Sorted by Player Name)**

Player	vs left			vs right			w/runners			w/bases empty			vs leadoff		with 2 outs			fly	gnd	fly/		
	h	ab	avg	h	ab	avg	h	ab	avg	h	ab	avg	rch	ops	pct	h	ab	avg	out	out	gnd	gdp
Alabama	181	864	.209	298	119	.250	227	907	.250	252	115	.219	207	559	.370	139	650	.214	543	449	1.2	39
Arkansas	205	798	.257	332	124	.267	264	974	.271	273	106	.256	199	533	.373	150	645	.233	510	450	1.1	38
Auburn	227	796	.285	309	118	.262	284	100	.283	252	973	.259	202	512	.395	176	648	.272	553	408	1.4	29
Florida	221	934	.237	341	140	.243	279	110	.252	283	122	.230	210	621	.338	190	780	.244	489	565	0.9	27
Georgia	197	748	.263	311	112	.276	254	896	.283	254	977	.260	180	487	.370	145	591	.245	501	383	1.3	29
Kentucky	197	809	.244	269	115	.233	217	878	.247	249	108	.229	177	529	.335	139	638	.218	461	511	0.9	44
LSU	209	952	.220	313	136	.229	246	101	.243	276	130	.212	202	622	.325	160	764	.209	607	388	1.6	19
Mississippi State	222	773	.287	259	102	.253	262	927	.283	219	868	.252	195	458	.426	153	596	.257	446	342	1.3	22
Missouri	168	679	.247	273	105	.259	210	799	.263	231	935	.247	165	455	.363	121	550	.220	421	393	1.1	21
Ole Miss	211	723	.292	284	109	.258	233	862	.270	262	960	.273	182	462	.394	143	582	.246	447	361	1.2	25
South Carolina	215	854	.252	294	121	.241	236	925	.255	273	114	.238	185	541	.342	167	691	.242	463	486	1.0	31
Tennessee	219	913	.240	255	120	.212	191	855	.223	283	125	.225	197	614	.321	131	674	.194	462	440	1.0	26
Texas A&M	232	836	.278	359	136	.264	305	108	.281	286	110	.258	203	570	.356	182	710	.256	469	533	0.9	35
Vanderbilt	171	763	.224	271	124	.217	199	852	.234	243	115	.210	163	553	.295	146	651	.224	542	433	1.3	40
Totals	2875	114	.251	4168	168	.247	3407	130	.260	3636	152	.239	2667	751	.355	2142	917	.234	6914	6142	1.1	-86

Player	ap	gs	ip/app	*h/g	*r/g	*er/g	*bb/g	*so/g	k/bb	*2b/g	*3b/g	*hr/g	*fo/g	*go/g	*bf/g	sba	att	pct
Alabama	64	64	8.68	7.76	4.75	4.26	3.82	9.60	2.5	1.13	0.03	1.33	8.79	7.27	38.68	56	69	.812
Arkansas	61	61	8.70	9.11	5.65	5.22	4.36	9.36	2.1	1.22	0.07	1.39	8.65	7.63	40.57	48	64	.750
Auburn	58	58	8.78	9.48	6.33	5.76	5.07	8.88	1.7	1.86	0.05	1.04	9.78	7.21	41.91	38	50	.760
Florida	71	71	8.63	8.25	5.21	4.65	4.48	10.64	2.4	1.48	0.18	1.06	7.18	8.30	40.67	36	48	.750
Georgia	56	56	8.63	9.46	6.89	6.44	5.14	9.44	1.8	1.82	0.11	1.64	9.33	7.13	42.42	36	50	.720
Kentucky	61	61	8.63	7.97	4.65	4.33	4.19	9.18	2.2	1.49	0.10	1.08	7.88	8.74	39.64	32	42	.762
LSU	71	71	8.62	7.67	5.01	4.47	3.98	11.73	2.9	1.38	0.06	1.12	8.92	5.70	39.55	40	57	.702
Mississippi State	53	53	8.55	9.56	8.15	7.01	6.38	10.69	1.7	1.51	0.14	1.79	8.86	6.79	44.15	67	81	.827
Missouri	54	54	8.31	8.84	6.47	5.95	4.61	9.70	2.1	1.82	0.14	1.64	8.44	7.88	41.19	58	73	.795
Ole Miss	54	54	8.51	9.69	7.09	6.40	5.21	10.22	2.0	1.59	0.16	1.92	8.75	7.07	42.55	61	72	.847
South Carolina	63	63	8.59	8.47	4.72	4.19	3.41	10.11	3.0	1.73	0.12	0.96	7.70	8.09	39.19	44	58	.759
Tennessee	66	66	8.61	7.51	4.23	3.63	2.90	11.69	4.0	1.62	0.16	1.19	7.32	6.97	37.65	87	10	.845
Texas A&M	65	65	8.71	9.39	6.17	5.66	5.09	10.06	2.0	1.59	0.11	1.00	7.45	8.47	41.89	50	64	.781
Vanderbilt	62	62	8.83	7.26	4.78	4.27	4.12	9.86	2.4	1.43	0.05	1.22	8.91	7.12	38.85	45	57	.789
Totals	85	85	8.63	8.55	5.64	5.09	4.43	10.12	2.3	1.54	0.10	1.29	8.39	7.45	-39.0	698	88	.786

\* = average based on 9-inning game



**2023 SEC Baseball**  
**Unknown Statistics as of Jun 26, 2023**  
**(All games)**

Team Batting		g	avg	ob%	slg%	ab	r	h	2b	3b	hr	rbi	bb	so	sb	cs	sh	sf
1. LSU		71	.308	.432	.554	2412	634	744	125	18	144	582	413	583	30	10	15	42
2. Alabama		64	.293	.402	.506	2162	488	634	100	12	112	455	340	495	47	18	21	33
3. Florida		71	.290	.390	.545	2366	566	686	127	19	146	526	317	569	71	17	14	32
4. Kentucky		61	.290	.413	.446	1971	433	571	116	15	54	389	303	513	94	29	55	28
5. Auburn		58	.287	.390	.480	1991	419	571	112	10	84	394	287	508	47	10	16	27
6. Mississippi State		53	.286	.399	.505	1759	396	503	104	4	91	368	303	396	74	8	16	28
7. Ole Miss		54	.285	.376	.485	1815	370	518	100	7	83	348	230	388	42	10	2	29
8. Georgia		56	.283	.380	.505	1903	399	539	105	7	101	364	253	456	34	6	18	20
9. Tennessee		66	.283	.396	.522	2180	489	617	112	15	126	460	346	596	59	14	16	24
10. Vanderbilt		62	.275	.378	.447	2097	438	576	114	10	76	397	285	469	76	19	22	32
11. South Carolina		63	.273	.408	.499	2066	491	565	99	8	117	469	380	626	58	11	21	24
12. Arkansas		61	.273	.389	.468	1990	462	543	92	10	92	429	321	531	53	16	15	33
13. Texas A&M		65	.270	.393	.449	2147	454	579	106	10	86	418	405	545	91	19	2	35
14. Missouri		54	.266	.379	.470	1734	353	461	87	15	79	320	243	467	65	19	12	27

Team Pitching		g	era	bavg	w-l	ip	h	r	er	bb	so	cg	hr	sho	sv	bb/9	so/9
1. Tennessee		66	3.63	.224	44-22	568.0	474	267	229	183	738	2	75	9	4	2.90	11.69
2. South Carolina		63	4.19	.246	42-21	541.0	509	284	252	205	608	1	58	5	13	3.41	10.11
3. Alabama		64	4.26	.233	43-21	555.2	479	293	263	236	593	0	82	7	15	3.82	9.60
4. Vanderbilt		62	4.27	.220	42-20	547.2	442	291	260	251	600	1	74	6	12	4.12	9.86
5. Kentucky		61	4.33	.237	40-21	526.1	466	272	253	245	537	0	63	6	11	4.19	9.18
6. LSU		71	4.47	.225	54-17	612.1	522	341	304	271	798	2	76	12	18	3.98	11.73
7. Florida		71	4.65	.240	54-17	613.0	562	355	317	305	725	2	72	8	22	4.48	10.64
8. Arkansas		61	5.22	.263	43-18	530.2	537	333	308	257	552	2	82	1	18	4.36	9.36
9. Texas A&M		65	5.66	.269	38-27	566.1	591	388	356	320	633	0	63	3	15	5.09	10.06
10. Auburn		58	5.76	.271	34-23	509.0	536	358	326	287	502	1	59	1	15	5.07	8.88
11. Missouri		54	5.95	.254	30-24	449.0	441	323	297	230	484	1	82	2	7	4.61	9.70
12. Ole Miss		54	6.40	.272	25-29	459.2	495	362	327	266	522	0	98	1	10	5.21	10.22
13. Georgia		56	6.44	.271	29-27	483.1	508	370	346	276	507	1	88	3	10	5.14	9.44
14. Mississippi State		53	7.01	.268	27-26	453.0	481	410	353	321	538	0	90	0	7	6.38	10.69

Individual Batting		Min 2.5 AB/Team game																	
	cl	g	avg	ob%	slg%	ab	r	h	2b	3b	hr	rbi	bb	so	sb	cs	sh	sf	
1. Dylan Crews-LS	JR	71	.426	.567	.713	258	100	110	16	2	18	70	71	46	6	0	0	1	
2. Charlie Condon-UG	FR	56	.386	.484	.800	210	61	81	10	1	25	67	33	45	0	0	0	2	
3. Connor Tate-UG	SR	56	.377	.459	.682	220	59	83	19	0	16	54	30	45	7	2	0	2	
4. Kemp Alderman-UM	JR	54	.376	.440	.709	213	44	80	14	0	19	61	26	41	5	1	0	3	
5. Ethan Petry-SC	FR	63	.376	.471	.733	221	55	83	10	0	23	75	33	59	4	2	0	8	
6. Tommy White-LS	SO	66	.374	.432	.725	273	64	102	24	0	24	105	23	41	0	0	0	5	
7. Wyatt Langford-UF	JR	64	.373	.498	.784	236	83	88	28	3	21	57	56	44	9	1	0	4	
8. Ike Irish-AU	FR	58	.361	.429	.546	238	48	86	24	1	6	50	26	45	3	0	0	4	
9. Tommy Seidl-UA	SR	60	.355	.456	.548	197	53	70	11	0	9	44	32	48	8	4	0	4	
10. Jack Moss-AM	JR	65	.355	.457	.466	262	53	93	15	1	4	38	47	46	3	2	0	2	

Individual Pitching		Min 1.0 IP/Team game																	
	cl	g	era	bavg	w-l	ip	h	r	er	bb	so	cg	hr	sho	sv	bb/9	so/9		
1. Paul Skenes-LS	JR	19	1.69	.165	13-2	122.2	72	28	23	20	209	2	7	0	0	1.47	15.33		
2. Andrew Lindsey-UT	SR	21	2.90	.225	3-4	71.1	60	29	23	19	73	0	9	0	0	2.40	9.21		
3. Devin Futrell-VU	SO	16	3.44	.226	8-3	83.2	71	38	32	20	72	0	13	0	0	2.15	7.75		
4. Evan Aschenbeck-AM	JR	26	3.46	.246	8-1	65.0	59	27	25	20	75	0	4	0	3	2.77	10.38		
5. James Hicks-SC	JR	25	3.48	.234	8-1	67.1	59	29	26	14	56	0	9	0	2	1.87	7.49		
6. Hunter Owen-VU	JR	12	3.52	.219	4-0	64.0	52	28	25	17	76	1	9	1	0	2.39	10.69		
7. Drew Beam-UT	SO	17	3.63	.267	9-5	84.1	88	49	34	23	88	1	12	0	0	2.45	9.39		
8. Hagen Smith-AR	SO	18	3.64	.217	8-2	71.2	56	30	29	42	109	0	7	0	2	5.27	13.69		
9. Luke Holman-UA	SO	16	3.67	.186	7-4	81.0	54	37	33	31	87	0	14	0	0	3.44	9.67		
10. Tommy Vail-AU	SR	17	3.76	.184	5-2	69.1	45	34	29	42	81	0	6	0	0	5.45	10.51		



**2023 SEC Baseball**  
**Unknown Statistics as of Jun 26, 2023**  
**(All games)**

<b>HITS</b>					<b>RUNS SCORED</b>											
1. Dylan Crews-LS	JR	71	110	1.55	1. Dylan Crews-LS	JR	71	100	1.41							
2. Tommy White-LS	SO	66	102	1.55	2. Wyatt Langford-UF	JR	64	83	1.30							
3. Jack Moss-AM	JR	65	93	1.43	3. Cade Kurland-UF	FR	68	75	1.10							
4. Jac Caglianone-UF	SO	70	91	1.30	4. Gavin Dugas-LS	SR	68	74	1.09							
5. Josh Rivera-UF	JR	70	89	1.27	Jac Caglianone-UF	SO	70	74	1.06							
6. Wyatt Langford-UF	JR	64	88	1.38	6. Josh Rivera-UF	JR	70	70	1.00							
7. Ike Irish-AU	FR	58	86	1.48	Jackson Gray-UK	SR	60	70	1.17							
8. Tre' Morgan-LS	JR	69	85	1.23	8. Enrique Bradfield Jr-VU	JR	62	69	1.11							
9. Ethan Petry-SC	FR	63	83	1.32	3 tied with 66 run(s) scored											
Connor Tate-UG	SR	56	83	1.48												
<b>HOME RUNS</b>					<b>DOUBLES</b>											
1. Jac Caglianone-UF	SO	70	33	.47	1. Wyatt Langford-UF	JR	64	28	.44							
2. Charlie Condon-UG	FR	56	25	.45	2. Ike Irish-AU	FR	58	24	.41							
Colby Shelton-UA	FR	59	25	.42	Tommy White-LS	SO	66	24	.36							
4. Bryson Ware-AU	SR	58	24	.41	4. Kason Howell-AU	SR	57	23	.40							
Tommy White-LS	SO	66	24	.36	5. Maui Ahuna-UT	JR	53	20	.38							
6. Ethan Petry-SC	FR	63	23	.37	6. Connor Tate-UG	SR	56	19	.34							
7. Hines, Hunter-MS	SO	52	22	.42	7. Devin Burkes-UK	SO	61	18	.30							
8. Luke Mann-MO	SR	54	21	.39	Jacob Gonzalez-UM	JR	54	18	.33							
Jace Laviolette-AM	FR	64	21	.33	Jonathan Vastine-VU	SO	62	18	.29							
Wyatt Langford-UF	JR	64	21	.33	Cole Messina-SC	SO	62	18	.29							
<b>TRIPLES</b>					<b>RUNS BATTED IN</b>											
1. Jackson Gray-UK	SR	60	6	.10	1. Tommy White-LS	SO	66	105	1.59							
2. Jim Jarvis-UA	SR	64	4	.06	2. Jac Caglianone-UF	SO	70	90	1.29							
Tre' Morgan-LS	JR	69	4	.06	3. Ethan Petry-SC	FR	63	75	1.19							
Colby Halter-UF	JR	59	4	.07	4. Josh Rivera-UF	JR	70	72	1.03							
11 tied with 3 triple(s)					5. Hunter Gilliam-UK	SR	60	71	1.18							
					6. Dylan Crews-LS	JR	71	70	.99							
					7. Charlie Condon-UG	FR	56	67	1.20							
					BT Riopelle-UF	SR	69	67	.97							
					9. Cole Messina-SC	SO	62	65	1.05							
					3 tied with 63 RBI(s)											
<b>STOLEN BASES</b>					<b>TOTAL BASES</b>											
1. Enrique Bradfield Jr-VU	JR	62	37	.60	1. Jac Caglianone-UF	SO	70	208	2.97							
2. Ty Wilmsmeyer-MO	SR	54	21	.39	2. Tommy White-LS	SO	66	198	3.00							
Jase Felker-UK	SR	55	21	.38	3. Wyatt Langford-UF	JR	64	185	2.89							
4. Emilien Pitre-UK	SO	61	20	.33	4. Dylan Crews-LS	JR	71	184	2.59							
5. Larry, Amani-MS	JR	53	19	.36	5. Charlie Condon-UG	FR	56	168	3.00							
Jackson Gray-UK	SR	60	19	.32	6. Bryson Ware-AU	SR	58	163	2.81							
7. Josh Rivera-UF	JR	70	18	.26	7. Ethan Petry-SC	FR	63	162	2.57							
Jace Laviolette-AM	FR	64	18	.28	8. Josh Rivera-UF	JR	70	158	2.26							
9. Ledbetter, Colton-MS	JR	53	17	.32	9. Kemp Alderman-UM	JR	54	151	2.80							
Ryan Waldschmidt-UK	SO	59	17	.29	Andrew Pinckney-UA	JR	64	151	2.36							
<b>WALKS</b>					<b>ON BASE PERCENTAGE</b>											
1. Dylan Crews-LS	JR	71	71	1.00	1. Dylan Crews-LS	JR	258	110	71	14	1	.567				
2. Wyatt Langford-UF	JR	64	56	.88	2. Wyatt Langford-UF	JR	236	88	56	7	4	.498				
3. Christian Moore-UT	SO	63	50	.79	3. Jackson Gray-UK	SR	219	74	41	25	0	.491				
4. Hunter Haas-AM	JR	64	49	.77	4. Charlie Condon-UG	FR	210	81	33	9	2	.484				
5. Rj Schreck-VU	SR	62	48	.77	5. Ethan Petry-SC	FR	221	83	33	14	8	.471				
Jace Laviolette-AM	FR	64	48	.75	6. Gavin Dugas-LS	SR	224	65	44	33	5	.464				
7. Ledbetter, Colton-MS	JR	53	47	.89	7. Cade Beloso-LS	SR	185	60	38	11	2	.462				
Jack Moss-AM	JR	65	47	.72	8. Connor Tate-UG	SR	220	83	30	5	2	.459				
3 tied with 46 walk(s)					9. Jack Moss-AM	JR	262	93	47	4	2	.457				
					10. Tommy Seidl-UA	SR	197	70	32	8	4	.456				
					<b>SLUGGING PERCENTAGE</b>					<b>cl</b>	<b>ab</b>	<b>h</b>	<b>2b</b>	<b>3b</b>	<b>hr</b>	<b>slg%</b>
					1. Charlie Condon-UG	FR	210	81	10	1	25	.800				
					2. Wyatt Langford-UF	JR	236	88	28	3	21	.784				
					3. Jac Caglianone-UF	SO	282	91	14	2	33	.738				
					4. Ethan Petry-SC	FR	221	83	10	0	23	.733				
					5. Bryson Ware-AU	SR	223	78	11	1	24	.731				
					6. Colby Shelton-UA	FR	203	61	10	1	25	.729				
					7. Tommy White-LS	SO	273	102	24	0	24	.725				
					8. Dylan Crews-LS	JR	258	110	16	2	18	.713				
					9. Kemp Alderman-UM	JR	213	80	14	0	19	.709				
					10. Hines, Hunter-MS	SO	202	60	12	0	22	.683				





**2023 SEC Baseball**  
**Unknown Statistics as of Jun 26, 2023**  
**(All games)**

**WINS**

1.	Paul Skenes-LS
2.	Ryan Slater-UF
	Hurston Waldrep-UF
4.	Drew Beam-UT
	8 tied with 8 victory(s)

CI	G	Wins	W-L
JR	19	13	13-2
SO	27	10	10-1
JR	19	10	10-3
SO	17	9	9-5

**INNINGS PITCHED**

1.	Paul Skenes-LS
2.	Brandon Sproat-UF
3.	Hurston Waldrep-UF
4.	Ty Floyd-LS
5.	Chase Dollander-UT
6.	Will McEntire-AR
7.	Drew Beam-UT
	Jack Mahoney-SC
9.	Devin Futrell-VU
10.	Luke Holman-UA

CI	G	IP	IP/G
JR	19	122.2	6.46
JR	19	106.1	5.60
JR	19	101.2	5.35
JR	19	91.0	4.79
JR	17	89.0	5.24
JR	21	87.0	4.14
SO	17	84.1	4.96
JR	17	84.1	4.96
SO	16	83.2	5.23
SO	16	81.0	5.06

**STRIKEOUTS**

1.	Paul Skenes-LS
2.	Hurston Waldrep-UF
3.	Brandon Sproat-UF
4.	Chase Dollander-UT
	Ty Floyd-LS
6.	Chase Burns-UT
7.	Hagen Smith-AR
8.	Xavier Rivas-UM
9.	Drew Beam-UT
	2 tied with 87 strikeout(s)

CI	G	SO	SO/G
JR	19	209	15.33
JR	19	156	13.81
JR	19	134	11.34
JR	17	120	12.13
JR	19	120	11.87
SO	18	114	14.25
SO	18	109	13.69
JR	14	89	11.78
SO	17	88	9.39

**APPEARANCES**

1.	Brandon Neely-UF
2.	Kirby Connell-UT
	Dalton Rhadans-UG
4.	Riley Cooper-LS
5.	Brandyn Garcia-AM
	Cade Fisher-UF
	Will Johnston-AM
	Ryan Slater-UF
	3 tied with 26 appearance(s)

CI	App	GS	W	L	Sv
SO	34	0	2	3	13
SR	33	0	1	0	0
SR	33	0	3	2	2
JR	32	3	5	3	3
JR	27	0	3	3	1
FR	27	2	6	0	2
JR	27	6	3	3	4
SO	27	3	10	1	2

**SAVES**

1.	Brandon Neely-UF
2.	Alton Davis II-UA
	Nick Maldonado-VU
4.	Chris Veach-SC
5.	Will Cannon-AU
	Gage Wood-AR
7.	Mason Nichols-UM
	Leighton Finley-UG
	Mason Moore-UK
	Will Johnston-AM

CI	G	Saves
SO	34	13
FR	25	8
SR	22	8
JR	20	6
SO	23	5
FR	23	5
SO	23	4
FR	21	4
SO	22	4
JR	27	4

**GAMES STARTED**

1.	Hurston Waldrep-UF
	Brandon Sproat-UF
	Paul Skenes-LS
4.	Jac Caglianone-UF
5.	Ty Floyd-LS
	Jack Mahoney-SC
	Jacob McNairy-UA
	Chase Dollander-UT
	Drew Beam-UT
	Nathan Dettmer-AM

CI	App	GS	W	L	Sv
JR	19	19	10	3	0
JR	19	19	8	3	0
JR	19	19	13	2	0
SO	18	18	7	4	0
JR	19	17	7	0	1
JR	17	17	7	4	0
SR	17	17	7	3	0
JR	17	17	7	6	0
SO	17	17	9	5	0
JR	17	17	1	4	0

**SHUTOUTS**

1.	Hunter Owen-VU
	Brandon Sproat-UF
	Liam Sullivan-UG

CI	G	Shutouts
JR	12	1
JR	19	1
JR	14	1

**COMPLETE GAMES**

1.	Brandon Sproat-UF
	Paul Skenes-LS
	9 tied with 1 complete game(s)

CI	App	GS	CG	W	L
JR	19	19	2	8	3
JR	19	19	2	13	2

**OPP. BATTING AVERAGE**

1.	Paul Skenes-LS
2.	Tommy Vail-AU
3.	Luke Holman-UA
4.	Jac Caglianone-UF
5.	Ty Floyd-LS
6.	Hagen Smith-AR
7.	Hunter Owen-VU
8.	Brandon Sproat-UF
9.	Chase Burns-UT
10.	Andrew Lindsey-UT

CI	G	AB	H	Avg
JR	19	436	72	.165
SR	17	245	45	.184
SO	16	290	54	.186
SO	18	269	51	.190
JR	19	337	70	.208
SO	18	258	56	.217
JR	12	237	52	.219
JR	19	392	87	.222
SO	18	270	60	.222
SR	21	267	60	.225

**Team Fielding**

	po	a	e	pct	dp	sba-att
1. Kentucky	1579	563	35	.984	50	32-42
2. Arkansas	1592	512	41	.981	54	48-64
3. Georgia	1450	432	37	.981	33	36-50
4. Vanderbilt	1643	457	42	.980	43	45-57
5. Ole Miss	1379	406	38	.979	30	61-72
6. Alabama	1667	514	48	.978	54	56-69
7. Texas A&M	1699	589	52	.978	43	50-64
8. Auburn	1527	474	46	.978	40	38-50
9. Florida	1839	603	57	.977	32	36-48
10. Tennessee	1704	465	53	.976	28	87-103
11. South Carolina	1623	535	56	.975	38	44-58
12. LSU	1837	420	59	.975	33	40-57
13. Missouri	1347	435	54	.971	28	58-73
14. Mississippi State	1359	381	65	.964	29	67-81



2023 SEC Baseball  
Statistical Ranking Comparison  
as of Jun 26, 2023

Hitting/Fielding	Avg	Slug	OB%	AB	R	H	RBI	2B	3B	HR	TB	BB	SO	SB
Alabama	2	4	4	5	4	2	4	13	6	6	5	5	4	12
Arkansas	12	11	10	12	5	13	5	14	8	9	10	6	11	9
Auburn	5	9	8	1	8	3	8	2	7	11	7	9	12	10
Florida	3	2	9	7	2	4	3	7	2	1	2	13	5	6
Georgia	8	5	11	2	9	5	9	4	13	5	4	11	6	13
Kentucky	4	14	2	13	10	8	13	3	4	14	14	8	9	1
LSU	1	1	1	3	1	1	1	8	3	2	1	3	7	14
Mississippi State	6	6	5	8	6	7	7	1	14	7	6	4	2	3
Missouri	14	10	12	14	14	14	14	11	1	10	12	12	10	5
Ole Miss	7	8	14	6	13	6	10	5	11	8	9	14	1	11
South Carolina	11	7	3	11	3	11	2	12	12	4	8	2	14	7
Tennessee	9	3	6	10	7	9	6	9	5	3	3	7	13	8
Texas A&M	13	12	7	9	12	12	11	10	10	12	13	1	8	2
Vanderbilt	10	13	13	4	11	10	12	6	9	13	11	10	3	4

Pitching	ERA	Bavg	H	R	BB	SO	CG	Sv	Sho	Fld%	DP	A	SB%	CSB
Alabama	3	4	4	4	3	10	10	4	4	6	1	5	11	9
Arkansas	8	9	9	8	7	12	1	2	11	2	1	6	3	2
Auburn	10	12	12	10	10	14	5	4	11	8	6	7	6	10
Florida	7	6	6	7	8	4	1	1	3	9	10	1	3	10
Georgia	13	13	11	12	12	11	5	10	8	3	8	11	2	5
Kentucky	5	5	5	2	6	13	10	9	5	1	3	3	7	14
LSU	6	3	3	6	4	1	1	2	1	12	8	12	1	1
Mississippi State	14	10	13	14	14	3	10	12	14	14	12	14	12	5
Missouri	11	8	8	11	9	9	5	12	10	13	13	10	10	4
Ole Miss	12	14	14	13	13	5	10	10	11	5	11	13	14	13
South Carolina	2	7	7	3	2	6	5	7	7	11	7	4	5	5
Tennessee	1	2	2	1	1	2	1	14	2	10	13	8	13	2
Texas A&M	9	11	10	9	11	7	10	4	8	7	4	2	8	5
Vanderbilt	4	1	1	5	5	8	5	8	5	4	4	9	9	10



**2023 SEC Baseball**  
**SEC Conference statistics (as of May 20, 2023)**  
**(SEC games only Sorted by Batting avg)**

Team	avg	g	ab	r	h	2b	3b	hr	rbi	tb	slg%	bb	hp	so	gdp	ob%	sf	sh	sb-att	po	a	e	fld%
Kentucky	.282	30	965	201	272	54	7	29	178	427	.442	143	50	252	8	.397	12	32	53-66	763	275	15	.986
Vanderbilt	.281	30	1010	204	284	52	2	41	186	463	.458	121	34	247	10	.373	11	11	35-41	773	210	18	.982
LSU	.280	29	1008	236	282	46	5	61	225	521	.517	175	61	249	17	.412	12	6	13-16	766	173	29	.970
Auburn	.273	30	1027	205	280	48	4	50	189	486	.473	129	38	282	15	.371	11	9	23-29	783	222	24	.977
Tennessee	.271	30	982	197	266	50	2	50	186	470	.479	158	33	286	12	.388	6	5	12-19	747	215	37	.963
Texas A&M	.270	30	993	208	268	43	3	52	190	473	.476	183	27	278	19	.391	18	2	46-54	769	284	20	.981
Georgia	.269	30	1006	174	271	49	1	54	166	484	.481	114	14	260	19	.349	8	12	14-17	763	233	17	.983
Florida	.267	30	976	204	261	49	4	58	194	492	.504	126	34	265	13	.366	13	6	32-39	765	233	25	.976
Mississippi State	.266	30	986	182	262	52	3	53	165	479	.486	144	17	253	27	.366	8	11	25-29	750	194	33	.966
Alabama	.266	30	1020	191	271	39	2	50	177	464	.455	153	29	262	12	.374	9	8	21-28	778	242	20	.981
Arkansas	.256	30	964	195	247	45	4	39	179	417	.433	143	33	291	19	.366	15	13	28-37	779	259	15	.986
Ole Miss	.254	30	1004	151	255	54	2	36	140	421	.419	104	25	230	23	.335	12	0	21-24	761	229	28	.972
South Carolina	.251	29	928	182	233	44	1	47	174	420	.453	147	39	314	20	.374	6	14	20-23	732	243	30	.970
Missouri	.242	30	951	173	230	42	6	46	160	422	.444	124	46	277	15	.353	11	3	23-30	735	252	36	.965
Totals	.266	418	13820	2703	3682	667	46	666	2509	6439	.466	1964	480	3746	229	.373	152	132	366-452	1066	3264	347	.976

Cl - Florida 2, Missouri 1.

**(SEC games only Sorted by Earned run avg)**

Team	era	w-l	g	cg	sho	sv	ip	h	r	er	bb	so	2b	3b	hr	b/avg	wp	hp	bk	sfa	sha
Alabama	4.62	16-14	30	0	1/1	8	259.1	221	143	133	110	257	32	0	43	.232	27	31	1	6	13
Arkansas	4.82	20-10	30	1	1/1	11	259.2	248	148	139	119	268	29	3	47	.252	22	30	6	8	4
Tennessee	4.84	16-14	30	2	1/1	1	249.0	247	164	134	88	290	55	5	46	.255	12	26	2	10	7
Vanderbilt	4.92	19-11	30	1	3/2	5	257.2	230	161	141	117	258	43	1	44	.238	10	30	0	10	6
Kentucky	5.17	16-14	30	0	2/2	5	254.1	241	156	146	152	238	44	2	35	.252	19	42	1	7	16
South Carolina	5.24	16-13	29	1	0/0	6	244.0	259	167	142	108	259	55	4	43	.271	19	27	2	8	10
Florida	5.33	20-10	30	2	2/1	8	255.0	231	171	151	150	296	52	4	38	.239	21	32	2	9	10
LSU	6.17	19-10	29	1	2/2	7	255.1	254	196	175	135	330	48	3	37	.253	33	28	3	14	7
Auburn	6.17	17-13	30	0	1/1	6	261.0	278	198	179	170	252	55	2	30	.274	23	42	4	11	6
Georgia	7.33	11-19	30	1	1/0	6	254.1	288	215	207	149	236	55	2	58	.287	20	51	1	14	11
Texas A&M	7.37	14-16	30	0	0/0	5	256.1	282	223	210	173	264	53	5	38	.286	42	31	1	23	17
Missouri	7.38	10-20	30	0	0/0	1	245.0	274	220	201	141	238	51	4	63	.280	33	34	6	12	7
Ole Miss	7.70	6-24	30	0	0/0	2	253.2	311	246	217	160	280	42	6	71	.299	28	33	1	12	5
Mississippi State	9.54	9-21	30	0	0/0	2	250.0	318	295	265	192	280	53	5	73	.304	35	43	0	8	13
Totals	6.18	209-209	418	9	14/11	73	3554.2	3682	2703	2440	1964	3746	667	46	666	.266	344	480	30	152	132

PB - Miss. State 9, Florida 8, Auburn 8, Tennessee 7, Kentucky 7, LSU 6, Ole Miss 5, Texas A&M 4, Vanderbilt 4, Alabama 4, S. Carolina 3, Missouri 2, Arkansas 2, Georgia 2. Pickoffs - Tennessee 6, Arkansas 5, Texas A&M 5, Ole Miss 5, Auburn 5, S. Carolina 3, Alabama 2, Missouri 2, LSU 2, Florida 2, Georgia 2, Vanderbilt 1.

**(SEC games only Sorted by Fielding pct)**

Team	c	po	a	e	fld%	dp	sba	csb	sba%	pb	ci
Arkansas	1053	779	259	15	.986	30	22	6	.786	2	0
Kentucky	1053	763	275	15	.986	27	17	5	.773	7	0
Georgia	1013	763	233	17	.983	20	27	7	.794	2	0
Vanderbilt	1001	773	210	18	.982	19	20	5	.800	4	0
Texas A&M	1073	769	284	20	.981	22	24	7	.774	4	0
Alabama	1040	778	242	20	.981	23	26	8	.765	4	0
Auburn	1029	783	222	24	.977	23	15	7	.682	8	0
Florida	1023	765	233	25	.976	15	17	2	.895	8	2
Ole Miss	1018	761	229	28	.972	20	37	7	.841	5	0
South Carolina	1005	732	243	30	.970	20	19	7	.731	3	0
LSU	968	766	173	29	.970	13	18	4	.818	6	0
Mississippi State	977	750	194	33	.966	19	32	6	.842	9	0
Missouri	1023	735	252	36	.965	16	40	9	.816	2	1
Tennessee	999	747	215	37	.963	18	52	6	.897	7	0
Totals	14275	10664	3264	347	.976	285	366	86	.810	71	3



**2023 SEC Baseball  
SEC Batting Leaders (as of May 20, 2023)  
(SEC games only)**

Hitting minimums - 75% of Games 2.0 AB/Game 3.0 TPA/Game  
Pitching minimums - 1 Games 1.0 IP/Game

<b>Batting avg</b>		<b>Slugging pct</b>		<b>On base pct</b>	
1. Kentucky	.282	1. LSU	.517	1. LSU	.412
2. Vanderbilt	.281	2. Florida	.504	2. Kentucky	.397
3. LSU	.280	3. Mississippi State	.486	3. Texas A&M	.391
4. Auburn	.273	4. Georgia	.481	4. Tennessee	.388
5. Tennessee	.271	5. Tennessee	.479	5. South Carolina	.374
6. Texas A&M	.270	6. Texas A&M	.476	6. Alabama	.374
7. Georgia	.269	7. Auburn	.473	7. Vanderbilt	.373
8. Florida	.267	8. Vanderbilt	.458	8. Auburn	.371
9. Mississippi State	.266	9. Alabama	.455	9. Florida	.366
10. Alabama	.266	10. South Carolina	.453	10. Mississippi State	.366
11. Arkansas	.256	11. Missouri	.444	Arkansas	.366
12. Ole Miss	.254	12. Kentucky	.442	12. Missouri	.353
13. South Carolina	.251	13. Arkansas	.433	13. Georgia	.349
14. Missouri	.242	14. Ole Miss	.419	14. Ole Miss	.335
<b>Runs scored</b>		<b>Hits</b>		<b>Runs batted in</b>	
1. LSU	236	1. Vanderbilt	284	1. LSU	225
2. Texas A&M	208	2. LSU	282	2. Florida	194
3. Auburn	205	3. Auburn	280	3. Texas A&M	190
4. Florida	204	4. Kentucky	272	4. Auburn	189
Vanderbilt	204	5. Alabama	271	5. Tennessee	186
6. Kentucky	201	Georgia	271	Vanderbilt	186
7. Tennessee	197	7. Texas A&M	268	7. Arkansas	179
8. Arkansas	195	8. Tennessee	266	8. Kentucky	178
9. Alabama	191	9. Mississippi State	262	9. Alabama	177
10. South Carolina	182	10. Florida	261	10. South Carolina	174
Mississippi State	182	11. Ole Miss	255	11. Georgia	166
12. Georgia	174	12. Arkansas	247	12. Mississippi State	165
13. Missouri	173	13. South Carolina	233	13. Missouri	160
14. Ole Miss	151	14. Missouri	230	14. Ole Miss	140
<b>Doubles</b>		<b>Triples</b>		<b>Home runs</b>	
1. Ole Miss	54	1. Kentucky	7	1. LSU	61
Kentucky	54	2. Missouri	6	2. Florida	58
3. Vanderbilt	52	3. LSU	5	3. Georgia	54
Mississippi State	52	4. Florida	4	4. Mississippi State	53
5. Tennessee	50	Arkansas	4	5. Texas A&M	52
6. Florida	49	Auburn	4	6. Auburn	50
Georgia	49	7. Mississippi State	3	Tennessee	50
8. Auburn	48	Texas A&M	3	Alabama	50
9. LSU	46	9. Alabama	2	9. South Carolina	47
10. Arkansas	45	Tennessee	2	10. Missouri	46
11. South Carolina	44	Vanderbilt	2	11. Vanderbilt	41
12. Texas A&M	43	Ole Miss	2	12. Arkansas	39
13. Missouri	42	13. South Carolina	1	13. Ole Miss	36
14. Alabama	39	Georgia	1	14. Kentucky	29
<b>Total bases</b>		<b>Total plate appearances</b>		<b>At bats</b>	
1. LSU	521	1. LSU	1262	1. Auburn	1027
2. Florida	492	2. Texas A&M	1223	2. Alabama	1020
3. Auburn	486	3. Alabama	1219	3. Vanderbilt	1010
4. Georgia	484	4. Auburn	1214	4. LSU	1008
5. Mississippi State	479	5. Kentucky	1202	5. Georgia	1006
6. Texas A&M	473	6. Vanderbilt	1187	6. Ole Miss	1004
7. Tennessee	470	7. Tennessee	1185	7. Texas A&M	993
8. Alabama	464	8. Arkansas	1168	8. Mississippi State	986
9. Vanderbilt	463	9. Mississippi State	1166	9. Tennessee	982
10. Kentucky	427	10. Florida	1155	10. Florida	976
11. Missouri	422	11. Georgia	1154	11. Kentucky	965
12. Ole Miss	421	12. Ole Miss	1145	12. Arkansas	964
13. South Carolina	420	13. Missouri	1136	13. Missouri	951
14. Arkansas	417	14. South Carolina	1135	14. South Carolina	928

Walks		
1. Texas A&M	183	
2. LSU	175	
3. Tennessee	158	
4. Alabama	153	
5. South Carolina	147	
6. Mississippi State	144	
7. Kentucky	143	
Arkansas	143	
9. Auburn	129	
10. Florida	126	
11. Missouri	124	
12. Vanderbilt	121	
13. Georgia	114	
14. Ole Miss	104	

Hit by pitch		
1. LSU	61	
2. Kentucky	50	
3. Missouri	46	
4. South Carolina	39	
5. Auburn	38	
6. Florida	34	
Vanderbilt	34	
8. Tennessee	33	
Arkansas	33	
10. Alabama	29	
11. Texas A&M	27	
12. Ole Miss	25	
13. Mississippi State	17	
14. Georgia	14	

Strikeouts		
1. South Carolina	314	
2. Arkansas	291	
3. Tennessee	286	
4. Auburn	282	
5. Texas A&M	278	
6. Missouri	277	
7. Florida	265	
8. Alabama	262	
9. Georgia	260	
10. Mississippi State	253	
11. Kentucky	252	
12. LSU	249	
13. Vanderbilt	247	
14. Ole Miss	230	

Sac bunts		
1. Kentucky	32	
2. South Carolina	14	
3. Arkansas	13	
4. Georgia	12	
5. Mississippi State	11	
Vanderbilt	11	
7. Auburn	9	
8. Alabama	8	
9. Florida	6	
LSU	6	
11. Tennessee	5	
12. Missouri	3	
13. Texas A&M	2	

Sac flies		
1. Texas A&M	18	
2. Arkansas	15	
3. Florida	13	
4. Ole Miss	12	
LSU	12	
Kentucky	12	
7. Vanderbilt	11	
Auburn	11	
Missouri	11	
10. Alabama	9	
11. Mississippi State	8	
Georgia	8	
13. Tennessee	6	
South Carolina	6	

Stolen bases		
1. Kentucky	53	
2. Texas A&M	46	
3. Vanderbilt	35	
4. Florida	32	
5. Arkansas	28	
6. Mississippi State	25	
7. Auburn	23	
Missouri	23	
9. Ole Miss	21	
Alabama	21	
11. South Carolina	20	
12. Georgia	14	
13. LSU	13	
14. Tennessee	12	

Caught stealing		
1. Kentucky	13	
2. Arkansas	9	
3. Texas A&M	8	
4. Alabama	7	
Florida	7	
Tennessee	7	
Missouri	7	
8. Auburn	6	
Vanderbilt	6	
10. Mississippi State	4	
11. Ole Miss	3	
LSU	3	
South Carolina	3	
Georgia	3	

Steal attempts		
1. Kentucky	66	
2. Texas A&M	54	
3. Vanderbilt	41	
4. Florida	39	
5. Arkansas	37	
6. Missouri	30	
7. Mississippi State	29	
Auburn	29	
9. Alabama	28	
10. Ole Miss	24	
11. South Carolina	23	
12. Tennessee	19	
13. Georgia	17	
14. LSU	16	

Grounded into DP		
1. Mississippi State	27	
2. Ole Miss	23	
3. South Carolina	20	
4. Arkansas	19	
Texas A&M	19	
Georgia	19	
7. LSU	17	
8. Missouri	15	
Auburn	15	
10. Florida	13	
11. Tennessee	12	
Alabama	12	
13. Vanderbilt	10	
14. Kentucky	8	



**2023 SEC Baseball  
SEC Pitching Leaders (as of May 20, 2023)  
(SEC games only)**

Hitting minimums - 75% of Games 2.0 AB/Game 3.0 TPA/Game  
Pitching minimums - 1 Games 1.0 IP/Game

<b>Earned run avg</b>		<b>Opposing bat avg</b>		<b>Innings pitched</b>	
1. Alabama	4.62	1. Alabama	.232	1. Auburn	261.0
2. Arkansas	4.82	2. Vanderbilt	.238	2. Arkansas	259.2
3. Tennessee	4.84	3. Florida	.239	3. Alabama	259.1
4. Vanderbilt	4.92	4. Arkansas	.252	4. Vanderbilt	257.2
5. Kentucky	5.17	5. Kentucky	.252	5. Texas A&M	256.1
6. South Carolina	5.24	6. LSU	.253	6. LSU	255.1
7. Florida	5.33	7. Tennessee	.255	7. Florida	255.0
8. LSU	6.17	8. South Carolina	.271	8. Kentucky	254.1
9. Auburn	6.17	9. Auburn	.274	Georgia	254.1
10. Georgia	7.33	10. Missouri	.280	10. Ole Miss	253.2
11. Texas A&M	7.37	11. Texas A&M	.286	11. Mississippi State	250.0
12. Missouri	7.38	12. Georgia	.287	12. Tennessee	249.0
13. Ole Miss	7.70	13. Ole Miss	.299	13. Missouri	245.0
14. Mississippi State	9.54	14. Mississippi State	.304	14. South Carolina	244.0
<b>Batters struck out</b>		<b>Batters SO out looking</b>		<b>Wins</b>	
1. LSU	330	1. LSU	90	1. Arkansas	20
2. Florida	296	2. Tennessee	79	Florida	20
3. Tennessee	290	Vanderbilt	79	3. LSU	19
4. Ole Miss	280	4. Mississippi State	77	Vanderbilt	19
Mississippi State	280	Ole Miss	77	5. Auburn	17
6. Arkansas	268	Georgia	77	6. South Carolina	16
7. Texas A&M	264	7. Arkansas	75	Alabama	16
8. South Carolina	259	8. Florida	74	Kentucky	16
9. Vanderbilt	258	9. Texas A&M	70	Tennessee	16
10. Alabama	257	10. South Carolina	68	10. Texas A&M	14
11. Auburn	252	11. Alabama	62	11. Georgia	11
12. Missouri	238	12. Auburn	56	12. Missouri	10
Kentucky	238	Kentucky	56	13. Mississippi State	9
14. Georgia	236	14. Missouri	48	14. Ole Miss	6
<b>Losses</b>		<b>Saves</b>		<b>Runners picked off</b>	
1. Ole Miss	24	1. Arkansas	11	1. Tennessee	6
2. Mississippi State	21	2. Alabama	8	2. Ole Miss	5
3. Missouri	20	Florida	8	Texas A&M	5
4. Georgia	19	4. LSU	7	Auburn	5
5. Texas A&M	16	5. Georgia	6	Arkansas	5
6. Alabama	14	Auburn	6	6. South Carolina	3
Tennessee	14	South Carolina	6	7. LSU	2
Kentucky	14	8. Vanderbilt	5	Florida	2
9. Auburn	13	Texas A&M	5	Georgia	2
South Carolina	13	Kentucky	5	Alabama	2
11. Vanderbilt	11	11. Ole Miss	2	Missouri	2
12. Arkansas	10	Mississippi State	2	12. Vanderbilt	1
Florida	10	13. Missouri	1		
LSU	10	Tennessee	1		
<b>Sac bunts allowed</b>		<b>Sac flies allowed</b>		<b>Hits allowed</b>	
1. Texas A&M	17	1. Texas A&M	23	1. Alabama	221
2. Kentucky	16	2. Georgia	14	2. Vanderbilt	230
3. Alabama	13	LSU	14	3. Florida	231
Mississippi State	13	4. Missouri	12	4. Kentucky	241
5. Georgia	11	Ole Miss	12	5. Tennessee	247
6. South Carolina	10	6. Auburn	11	6. Arkansas	248
Florida	10	7. Tennessee	10	7. LSU	254
8. LSU	7	Vanderbilt	10	8. South Carolina	259
Tennessee	7	9. Florida	9	9. Missouri	274
Missouri	7	10. South Carolina	8	10. Auburn	278
11. Auburn	6	Arkansas	8	11. Texas A&M	282
Vanderbilt	6	Mississippi State	8	12. Georgia	288
13. Ole Miss	5	13. Kentucky	7	13. Ole Miss	311
14. Arkansas	4	14. Alabama	6	14. Mississippi State	318

Runs allowed	
1. Alabama	143
2. Arkansas	148
3. Kentucky	156
4. Vanderbilt	161
5. Tennessee	164
6. South Carolina	167
7. Florida	171
8. LSU	196
9. Auburn	198
10. Georgia	215
11. Missouri	220
12. Texas A&M	223
13. Ole Miss	246
14. Mississippi State	295

Earned runs allowed	
1. Alabama	133
2. Tennessee	134
3. Arkansas	139
4. Vanderbilt	141
5. South Carolina	142
6. Kentucky	146
7. Florida	151
8. LSU	175
9. Auburn	179
10. Missouri	201
11. Georgia	207
12. Texas A&M	210
13. Ole Miss	217
14. Mississippi State	265

Walks allowed	
1. Tennessee	88
2. South Carolina	108
3. Alabama	110
4. Vanderbilt	117
5. Arkansas	119
6. LSU	135
7. Missouri	141
8. Georgia	149
9. Florida	150
10. Kentucky	152
11. Ole Miss	160
12. Auburn	170
13. Texas A&M	173
14. Mississippi State	192

Doubles allowed	
1. Arkansas	29
2. Alabama	32
3. Ole Miss	42
4. Vanderbilt	43
5. Kentucky	44
6. LSU	48
7. Missouri	51
8. Florida	52
9. Mississippi State	53
10. Texas A&M	53
11. Georgia	55
12. Auburn	55
13. South Carolina	55
14. Tennessee	55

Triples allowed	
1. Alabama	0
2. Vanderbilt	1
3. Georgia	2
4. Auburn	2
5. Kentucky	2
6. LSU	3
7. Arkansas	3
8. Missouri	4
9. South Carolina	4
10. Florida	4
11. Texas A&M	5
12. Mississippi State	5
13. Tennessee	5
14. Ole Miss	6

Home runs allowed	
1. Auburn	30
2. Kentucky	35
3. LSU	37
4. Florida	38
5. Texas A&M	38
6. Alabama	43
7. South Carolina	43
8. Vanderbilt	44
9. Tennessee	46
10. Arkansas	47
11. Georgia	58
12. Missouri	63
13. Ole Miss	71
14. Mississippi State	73

Wild pitches	
1. Texas A&M	42
2. Mississippi State	35
3. LSU	33
4. Missouri	33
5. Ole Miss	28
6. Alabama	27
7. Auburn	23
8. Arkansas	22
9. Florida	21
10. Georgia	20
11. Kentucky	19
12. South Carolina	19
13. Tennessee	12
14. Vanderbilt	10

Balks	
1. Missouri	6
2. Arkansas	6
3. Auburn	4
4. LSU	3
5. Florida	2
6. Tennessee	2
7. South Carolina	2
8. Kentucky	1
9. Georgia	1
10. Alabama	1
11. Ole Miss	1
12. Texas A&M	1

Hit batters	
1. Georgia	51
2. Mississippi State	43
3. Auburn	42
4. Kentucky	42
5. Missouri	34
6. Ole Miss	33
7. Florida	32
8. Alabama	31
9. Texas A&M	31
10. Arkansas	30
11. Vanderbilt	30
12. LSU	28
13. South Carolina	27
14. Tennessee	26

Intentional BB allowed	
1. Kentucky	11
2. Georgia	10
3. Mississippi State	9
4. Florida	6
5. Ole Miss	6
6. Tennessee	5
7. South Carolina	4
8. LSU	3
9. Vanderbilt	3
10. Alabama	2
11. Texas A&M	2
12. Auburn	2
13. Missouri	2
14. Arkansas	1



**2023 SEC Baseball  
SEC Fielding Leaders (as of May 20, 2023)  
(SEC games only)**

Hitting minimums - 75% of Games  
Pitching minimums - 1 Games 1.0 IP/Game

<b>Fielding pct</b>		<b>Chances</b>		<b>Putouts</b>	
1. Kentucky	.986	1. Texas A&M	1073	1. Auburn	783
Arkansas	.986	2. Kentucky	1053	2. Arkansas	779
3. Georgia	.983	Arkansas	1053	3. Alabama	778
4. Vanderbilt	.982	4. Alabama	1040	4. Vanderbilt	773
5. Texas A&M	.981	5. Auburn	1029	5. Texas A&M	769
6. Alabama	.981	6. Missouri	1023	6. LSU	766
7. Auburn	.977	Florida	1023	7. Florida	765
8. Florida	.976	8. Ole Miss	1018	8. Georgia	763
9. Ole Miss	.972	9. Georgia	1013	Kentucky	763
10. South Carolina	.970	10. South Carolina	1005	10. Ole Miss	761
11. LSU	.970	11. Vanderbilt	1001	11. Mississippi State	750
12. Mississippi State	.966	12. Tennessee	999	12. Tennessee	747
13. Missouri	.965	13. Mississippi State	977	13. Missouri	735
14. Tennessee	.963	14. LSU	968	14. South Carolina	732
<b>Assists</b>		<b>Errors</b>		<b>Fielding double plays</b>	
1. Texas A&M	284	1. Tennessee	37	1. Arkansas	30
2. Kentucky	275	2. Missouri	36	2. Kentucky	27
3. Arkansas	259	3. Mississippi State	33	3. Alabama	23
4. Missouri	252	4. South Carolina	30	Auburn	23
5. South Carolina	243	5. LSU	29	5. Texas A&M	22
6. Alabama	242	6. Ole Miss	28	6. Ole Miss	20
7. Florida	233	7. Florida	25	Georgia	20
Georgia	233	8. Auburn	24	South Carolina	20
9. Ole Miss	229	9. Alabama	20	9. Mississippi State	19
10. Auburn	222	Texas A&M	20	Vanderbilt	19
11. Tennessee	215	11. Vanderbilt	18	11. Tennessee	18
12. Vanderbilt	210	12. Georgia	17	12. Missouri	16
13. Mississippi State	194	13. Kentucky	15	13. Florida	15
14. LSU	173	Arkansas	15	14. LSU	13
<b>Stolen bases against</b>		<b>Caught stealing by</b>		<b>Steal attempts against</b>	
1. Tennessee	52	1. Missouri	9	1. Tennessee	58
2. Missouri	40	2. Alabama	8	2. Missouri	49
3. Ole Miss	37	3. Auburn	7	3. Ole Miss	44
4. Mississippi State	32	Georgia	7	4. Mississippi State	38
5. Georgia	27	Texas A&M	7	5. Alabama	34
6. Alabama	26	Ole Miss	7	Georgia	34
7. Texas A&M	24	South Carolina	7	7. Texas A&M	31
8. Arkansas	22	8. Arkansas	6	8. Arkansas	28
9. Vanderbilt	20	Mississippi State	6	9. South Carolina	26
10. South Carolina	19	Tennessee	6	10. Vanderbilt	25
11. LSU	18	11. Vanderbilt	5	11. LSU	22
12. Kentucky	17	Kentucky	5	Auburn	22
Florida	17	13. LSU	4	Kentucky	22
14. Auburn	15	14. Florida	2	14. Florida	19
<b>Passed balls</b>		<b>Catchers interference</b>			
1. Mississippi State	9	1. Florida	2		
2. Florida	8	2. Missouri	1		
Auburn	8				
4. Kentucky	7				
Tennessee	7				
6. LSU	6				
7. Ole Miss	5				
8. Vanderbilt	4				
Texas A&M	4				
Alabama	4				
11. South Carolina	3				
12. Arkansas	2				
Missouri	2				
Georgia	2				





**2023 SEC Baseball  
SEC Batting Leaders (as of May 20, 2023)  
(SEC games only)**

Hitting minimums - 75% of Games 2.0 AB/Game 3.0 TPA/Game  
Pitching minimums - 1 Games 1.0 IP/Game

Batting avg	
1. Dylan Crews-LS	.405
2. Jackson Gray-UK	.373
3. Jared Dickey-UT	.369
4. Jack Moss-AM	.369
5. Tommy White-LS	.361
6. Ethan Petry-SC	.359
7. Kemp Alderman-UM	.352
8. Wyatt Langford-UF	.350
9. Caleb Cali-AR	.340
10. Jace Laviolette-AM	.340
11. Rj Schreck-VU	.340
12. Charlie Condon-UG	.339
13. Josh Rivera-UF	.336
14. Bryson Ware-AU	.333
Clark, Kellum-MS	.333

Slugging pct	
1. Jace Laviolette-AM	.835
2. Charlie Condon-UG	.804
3. Ethan Petry-SC	.767
4. Cooper McMurray-AU	.750
5. Wyatt Langford-UF	.720
6. Tommy White-LS	.705
7. Luke Mann-MO	.704
8. Dylan Crews-LS	.685
9. Jac Caglianone-UF	.684
10. Griffin Merritt-UT	.683
11. Rj Schreck-VU	.679
12. Jordan, Dakota-MS	.677
13. Hines, Hunter-MS	.670
14. Bryson Ware-AU	.667
15. Trevor Werner-AM	.658

On base pct	
1. Dylan Crews-LS	.545
2. Jackson Gray-UK	.507
3. Wyatt Langford-UF	.484
4. Cooper McMurray-AU	.469
5. Emilien Pitre-UK	.467
6. Jack Moss-AM	.466
7. Rj Schreck-VU	.464
8. Ethan Petry-SC	.461
9. Jace Laviolette-AM	.459
10. Enrique Bradfield Jr-VU	.449
11. Caleb Cali-AR	.438
12. Kendall Diggs-AR	.437
13. Charlie Condon-UG	.436
14. Ed Johnson-UA	.434
15. Andrew Pinckney-UA	.434

Runs scored	
1. Jackson Gray-UK	39
2. Bryson Ware-AU	38
3. Dylan Crews-LS	36
4. Jim Jarvis-UA	34
5. Charlie Condon-UG	33
Enrique Bradfield Jr-VU	33
7. Gavin Dugas-LS	32
Cade Kurland-UF	32
9. Tre' Morgan-LS	31
Jace Laviolette-AM	31
11. Rj Schreck-VU	30
Jac Caglianone-UF	30
13. Wyatt Langford-UF	29
Jase Felker-UK	29
15. 2 tied at.....	28

Hits	
1. Jack Moss-AM	45
Dylan Crews-LS	45
3. Tommy White-LS	44
4. Kemp Alderman-UM	43
5. Jared Dickey-UT	41
Jackson Gray-UK	41
7. Bryson Ware-AU	40
8. Jim Jarvis-UA	39
9. Hunter Haas-AM	38
Charlie Condon-UG	38
11. Jacob Gonzalez-UM	37
Andrew Pinckney-UA	37
Ethan Petry-SC	37
14. 5 tied at.....	36

Runs batted in	
1. Tommy White-LS	46
2. Ethan Petry-SC	42
3. Rj Schreck-VU	37
4. Jace Laviolette-AM	36
5. Cooper McMurray-AU	35
Jac Caglianone-UF	35
7. Andrew Pinckney-UA	34
8. Kendall Diggs-AR	33
Luke Mann-MO	33
10. Trevor Werner-AM	32
11. Parks Harber-UG	31
12. 5 tied at.....	30

Doubles	
1. Tommy White-LS	12
2. Maui Ahuna-UT	11
Jacob Gonzalez-UM	11
4. Jonathan Vastine-VU	10
Wyatt Langford-UF	10
Larry, Amani-MS	10
Kason Howell-AU	10
8. Cole Messina-SC	9
Emilien Pitre-UK	9
Kemp Alderman-UM	9
Jackson Gray-UK	9
Rj Schreck-VU	9
Ben Anderson-UG	9
14. 6 tied at.....	8

Triples	
1. Jackson Gray-UK	3
Kason Howell-AU	3
3. Jace Laviolette-AM	2
Colby Halter-UF	2
Brady Slavens-AR	2
Jase Felker-UK	2
Tre Morris-MO	2
8. 30 tied at.....	1

Home runs	
1. Charlie Condon-UG	16
2. Luke Mann-MO	14
Jace Laviolette-AM	14
4. Ethan Petry-SC	13
Jac Caglianone-UF	13
Hines, Hunter-MS	13
7. Bryson Ware-AU	12
8. Trevor Werner-AM	11
Cooper McMurray-AU	11
Andrew Pinckney-UA	11
11. Tommy White-LS	10
Cade Kurland-UF	10
13. 6 tied at.....	9

Total bases	
1. Charlie Condon-UG	90
2. Jace Laviolette-AM	86
Tommy White-LS	86
4. Bryson Ware-AU	80
Jac Caglianone-UF	80
6. Ethan Petry-SC	79
7. Luke Mann-MO	76
Kemp Alderman-UM	76
Dylan Crews-LS	76
10. Hines, Hunter-MS	75
11. Andrew Pinckney-UA	73
Trevor Werner-AM	73
13. Wyatt Langford-UF	72
Rj Schreck-VU	72
Cade Kurland-UF	72

Walks	
1. Dylan Crews-LS	27
2. Kendall Diggs-AR	26
3. Cooper McMurray-AU	25
Wyatt Langford-UF	25
BT Riopelle-UF	25
6. Jace Laviolette-AM	24
Austin Bost-AM	24
8. Emilien Pitre-UK	23
Enrique Bradfield Jr-VU	23
10. Ed Johnson-UA	22
Ledbetter, Colton-MS	22
Jack Moss-AM	22
13. Christian Moore-UT	21
Cade Beloso-LS	21
15. 6 tied at.....	20

Hit by pitch	
1. Gavin Dugas-LS	18
2. Jackson Gray-UK	10
3. Tre' Morgan-LS	9
Ethan Petry-SC	9
Rj Schreck-VU	9
Cal Stark-UT	9
7. Cade Kurland-UF	8
Ryan Targac-AM	8
Gavin Casas-SC	8
10. 8 tied at.....	7

**Sac bunts**

1. John Bolton-AR	7
2. Ryan Waldschmidt-UK	6
Will Tippett-SC	6
Grant Smith-UK	6
Jase Felker-UK	6
6. Sebastian Murillo-UG	5
7. Highfill, Ross-MS	4
Devin Burkes-UK	4
Christian Scott-UT	4
Caden Green-AU	4
11. 7 tied at.....	3

**Sac flies**

1. Jacob Gonzalez-UM	5
2. Trevor Werner-AM	4
Dominic Tamez-UA	4
Hunter Gilliam-UK	4
Rj Schreck-VU	4
Jace Laviolette-AM	4
7. 12 tied at.....	3

**Stolen bases**

1. Enrique Bradfield Jr-VU	17
2. Emilien Pitre-UK	13
3. Jace Laviolette-AM	11
Jase Felker-UK	11
Jackson Gray-UK	11
6. Ryan Waldschmidt-UK	10
Mershon, David-MS	10
8. Ty Wilmsmeyer-MO	9
9. TJ McCants-UM	8
Josh Rivera-UF	8
11. Ryan Targac-AM	7
12. 5 tied at.....	6

**Total plate appearances**

1. Tre' Morgan-LS	149
Hunter Haas-AM	149
3. Jack Moss-AM	148
4. Jim Jarvis-UA	146
5. Dylan Crews-LS	145
6. Cole Foster-AU	143
Jackson Gray-UK	143
8. Ben Anderson-UG	142
9. Drew Williamson-UA	141
Enrique Bradfield Jr-VU	141
11. Davis Diaz-VU	139
Bryson Ware-AU	139
Emilien Pitre-UK	139
Ike Irish-AU	139
15. 5 tied at.....	138

**At bats**

1. Hunter Haas-AM	126
2. Jim Jarvis-UA	123
Cole Foster-AU	123
Ben Anderson-UG	123
5. Kemp Alderman-UM	122
Tommy White-LS	122
Jack Moss-AM	122
8. Tre' Morgan-LS	121
9. Parks Harber-UG	120
Ike Irish-AU	120
Drew Williamson-UA	120
Bryson Ware-AU	120
13. Ethan Groff-UM	117
Davis Diaz-VU	117
Jac Caglianone-UF	117

**Steal attempts**

1. Enrique Bradfield Jr-VU	20
2. Emilien Pitre-UK	15
Jackson Gray-UK	15
4. Jase Felker-UK	13
5. Jace Laviolette-AM	12
6. Mershon, David-MS	11
Ryan Waldschmidt-UK	11
8. Ty Wilmsmeyer-MO	9
Josh Rivera-UF	9
10. John Bolton-AR	8
Trevor Werner-AM	8
Tommy Seidl-UA	8
TJ McCants-UM	8
14. 5 tied at.....	7

**Strikeouts**

1. Hines, Hunter-MS	44
2. Andrew Pinckney-UA	41
Maui Ahuna-UT	41
4. Parker Rowland-AR	40
5. Drew Williamson-UA	38
Jared Jones-LS	38
7. BT Riopelle-UF	36
Ben Anderson-UG	36
Luke Mann-MO	36
Trevor Werner-AM	36
11. Christian Moore-UT	35
Dylan Brewer-SC	35
13. 4 tied at.....	34

**Caught stealing**

1. Jackson Gray-UK	4
2. Jace Bohrofen-AR	3
Enrique Bradfield Jr-VU	3
Tommy Seidl-UA	3
5. 15 tied at.....	2

**Grounded into DP**

1. Hancock, Luke-MS	5
Tommy White-LS	5
Highfill, Ross-MS	5
4. Ethan Petry-SC	4
Ethan Lege-UM	4
Hunter Ensley-UT	4
Austin Bost-AM	4
Parker Rowland-AR	4
Michael Braswell-SC	4
Tre' Morgan-LS	4
Gavin Casas-SC	4
Bryson Ware-AU	4
Cole Messina-SC	4
Fernando Gonzalez-UG	4
15. 13 tied at.....	3



**2023 SEC Baseball  
SEC Pitching Leaders (as of May 20, 2023)  
(SEC games only)**

Hitting minimums - 75% of Games 2.0 AB/Game 3.0 TPA/Game  
Pitching minimums - 1 Games 1.0 IP/Game

Earned run avg	
1. Paul Skenes-LS	2.15
2. Jacob McNairy-UA	2.25
3. Christian Herberholz-AU	2.30
4. Andrew Lindsey-UT	2.96
5. Hagen Smith-AR	3.07
6. Hunter Owen-VU	3.13
7. Evan Aschenbeck-AM	3.69
8. Devin Futrell-VU	3.72
9. Garrett McMillan-UA	3.90
10. Jack Mahoney-SC	4.04
11. Tommy Vail-AU	4.21
12. Charlie Goldstein-UG	4.31
13. Zack Lee-UK	4.35
14. Smith, Cade-MS	4.50
15. Luke Holman-UA	4.64

Opposing bat avg	
1. Paul Skenes-LS	.183
2. Luke Holman-UA	.191
3. Jac Caglianone-UF	.195
4. Hunter Owen-VU	.200
5. Hagen Smith-AR	.201
6. Brandon Sproat-UF	.212
7. Jacob McNairy-UA	.214
8. Austin Troesser-MO	.214
9. Tommy Vail-AU	.219
10. Carter Holton-VU	.224
11. Ty Floyd-LS	.225
12. Andrew Lindsey-UT	.227
13. Evan Aschenbeck-AM	.230
14. Garrett McMillan-UA	.231
15. Smith, Cade-MS	.234

Innings pitched	
1. Paul Skenes-LS	62.2
2. Devin Futrell-VU	58.0
3. Brandon Sproat-UF	57.1
4. Chandler Murphy-MO	53.1
5. Chase Dollander-UT	51.2
Hunter Hollan-AR	51.2
Hurston Waldrep-UF	51.2
8. Will McEntire-AR	51.1
9. Ty Floyd-LS	50.0
10. Xavier Rivas-UM	49.2
11. Jack Mahoney-SC	49.0
12. Tommy Vail-AU	47.0
13. Andrew Lindsey-UT	45.2
Drew Beam-UT	45.2
15. Hagen Smith-AR	44.0

Batters struck out	
1. Paul Skenes-LS	116
2. Hurston Waldrep-UF	70
3. Brandon Sproat-UF	68
4. Xavier Rivas-UM	66
Chase Dollander-UT	66
6. Hagen Smith-AR	65
7. Ty Floyd-LS	55
8. Tommy Vail-AU	54
9. Will McEntire-AR	53
Chase Burns-UT	53
11. Liam Sullivan-UG	48
12. Devin Futrell-VU	47
13. Jack Mahoney-SC	46
14. Jac Caglianone-UF	45
15. Jack Dougherty-UM	44

Batters SO out looking	
1. Paul Skenes-LS	31
2. Jack Mahoney-SC	21
3. Chase Dollander-UT	20
4. Ty Floyd-LS	18
5. Hunter Owen-VU	17
Liam Sullivan-UG	17
Andrew Lindsey-UT	17
8. Hagen Smith-AR	16
9. Hurston Waldrep-UF	15
Will McEntire-AR	15
11. Xavier Rivas-UM	14
Jack Dougherty-UM	14
Devin Futrell-VU	14
14. 4 tied at.....	13

Wins	
1. Paul Skenes-LS	6
2. Ryan Slater-UF	5
Hagen Smith-AR	5
Evan Aschenbeck-AM	5
5. Camden Sewell-UT	4
Ty Floyd-LS	4
Austin Troesser-MO	4
Jack Mahoney-SC	4
Hunter Hollan-AR	4
Brandon Sproat-UF	4
Hurston Waldrep-UF	4
Drew Beam-UT	4
13. 17 tied at.....	3

Saves	
1. Brandon Neely-UF	6
Alton Davis II-UA	6
3. Gage Wood-AR	5
Nick Maldonado-VU	5
5. Chris Veach-SC	3
Will Johnston-AM	3
Leighton Finley-UG	3
8. Thatcher Hurd-LS	2
Will Cannon-AU	2
Nolan Crisp-UG	2
Hagen Smith-AR	2
Griffin Herring-LS	2
Will McEntire-AR	2
14. 30 tied at.....	1

Appearances	
1. Riley Cooper-LS	16
Dalton Rhadans-UG	16
3. Austin Troesser-MO	15
Evan Byers-UK	15
Hunt, KC-MS	15
6. James Hicks-SC	14
Evan Aschenbeck-AM	14
Will Johnston-AM	14
Kirby Connell-UT	14
Brandyn Garcia-AM	14
Collin Caldwell-UG	14
Brandon Neely-UF	14
Mason Nichols-UM	14
Tanner Bauman-AU	14
15. 5 tied at.....	13

Games started	
1. Hunter Hollan-AR	10
Jack Mahoney-SC	10
Brandon Sproat-UF	10
Ty Floyd-LS	10
Hurston Waldrep-UF	10
Nathan Dettmer-AM	10
Xavier Rivas-UM	10
Drew Beam-UT	10
Cijntje, Jurrangelo-MS	10
Chandler Murphy-MO	10
Jac Caglianone-UF	10
Devin Futrell-VU	10
Chase Dollander-UT	10
Paul Skenes-LS	10
Liam Sullivan-UG	10

Games finished	
1. Brandon Neely-UF	12
2. Nick Maldonado-VU	11
3. Leighton Finley-UG	10
4. Alton Davis II-UA	8
Will Cannon-AU	8
Nixon, Aaron-MS	8
Will Johnston-AM	8
8. Gage Wood-AR	7
Austin Troesser-MO	7
10. Zach Franklin-MO	6
Mason Nichols-UM	6
Hagen Smith-AR	6
Dalton Rhadans-UG	6
Riley Cooper-LS	6
15. 8 tied at.....	5

Games in relief	
1. Riley Cooper-LS	16
Dalton Rhadans-UG	16
3. Hunt, KC-MS	15
Evan Byers-UK	15
5. Evan Aschenbeck-AM	14
Brandon Neely-UF	14
Kirby Connell-UT	14
Mason Nichols-UM	14
Collin Caldwell-UG	14
Brandyn Garcia-AM	14
James Hicks-SC	14
12. Chandler Marsh-UG	13
Leighton Finley-UG	13
Tanner Bauman-AU	13
Mason Moore-UK	13

Sac bunts allowed	
1. Zack Lee-UK	5
2. Nathan Dettmer-AM	4
3. Drew Beam-UT	3
Hurston Waldrep-UF	3
James Hicks-SC	3
Nixon, Aaron-MS	3
Troy Wansing-AM	3
Chandler Murphy-MO	3
9. 23 tied at.....	2

Sac flies allowed		
1. Evan Aschenbeck-AM	6	
2. Will Johnston-AM	5	
3. Garrett McMillan-UA	4	
Xavier Rivas-UM	4	
Logan Lunceford-MO	4	
6. Carter Holton-VU	3	
Blake Money-LS	3	
Will Sanders-SC	3	
Jaden Woods-UG	3	
Nathan Dettmer-AM	3	
11. 30 tied at.....	2	

Losses		
1. Chase Dollander-UT	5	
Xavier Rivas-UM	5	
Logan Lunceford-MO	5	
Cijntje, Jurrangelo-MS	5	
5. Chandler Murphy-MO	4	
Drew Beam-UT	4	
Eli Jones-SC	4	
JT Quinn-UM	4	
9. 15 tied at.....	3	

Runners picked off		
1. Nate Larue-AU	4	
2. Cal Stark-UT	3	
Parker Rowland-AR	3	
4. JT Quinn-UM	2	
5. 28 tied at.....	1	

Wild pitches		
1. Will Johnston-AM	11	
2. Nathan Dettmer-AM	9	
3. Zach Franklin-MO	8	
4. Jacob Hasty-MO	6	
Gavin Guidry-LS	6	
Smith, Cade-MS	6	
7. Hurston Waldrep-UF	5	
Jacob McNairy-UA	5	
Jac Caglianone-UF	5	
Paul Skenes-LS	5	
Gage Wood-AR	5	
Rorik Maltrud-MO	5	
Xavier Rivas-UM	5	
Dohm, Nate-MS	5	
Luke Holman-UA	5	

Balks		
1. Hunter Hollan-AR	3	
2. Ty Floyd-LS	2	
John Armstrong-AU	2	
Matthew Becker-SC	2	
Nic Smith-MO	2	
6. 19 tied at.....	1	

Hit batters		
1. Darren Williams-UK	12	
2. Cijntje, Jurrangelo-MS	10	
3. Ty Floyd-LS	9	
4. Camden Sewell-UT	8	
Brandon Sproat-UF	8	
Tanner Bauman-AU	8	
Carter Holton-VU	8	
Xavier Rivas-UM	8	
9. Zach Franklin-MO	7	
Matthew Hoskins-UG	7	
Will Sanders-SC	7	
JT Quinn-UM	7	
13. 9 tied at.....	6	

Intentional BB allowed		
1. Hunt, KC-MS	3	
Mason Moore-UK	3	
3. Dalton Rhadans-UG	2	
Zack Lee-UK	2	
Mitch Murrell-UM	2	
Brandon Neely-UF	2	
Zach Hise-UK	2	
Will Pearson-UG	2	
Nixon, Aaron-MS	2	
Seth Halvorsen-UT	2	
James Hicks-SC	2	
Holcombe, Colby-MS	2	
13. 40 tied at.....	1	

Hits allowed		
1. Carter Holton-VU	24	
Austin Troesser-MO	24	
3. Jacob McNairy-UA	25	
4. Christian Herberholz-AU	26	
5. Hunter Owen-VU	27	
Garrett McMillan-UA	27	
7. Luke Holman-UA	29	
Jac Caglianone-UF	29	
9. Matthew Becker-SC	30	
Tanner Bauman-AU	30	
11. Austin Strickland-UK	31	
Hagen Smith-AR	31	
13. Evan Aschenbeck-AM	32	
Smith, Cade-MS	32	
15. Will Sanders-SC	33	

Runs allowed		
1. Jacob McNairy-UA	9	
2. Christian Herberholz-AU	10	
3. Garrett McMillan-UA	15	
Hunter Owen-VU	15	
5. Hagen Smith-AR	16	
6. Austin Troesser-MO	17	
Evan Aschenbeck-AM	17	
Paul Skenes-LS	17	
9. Smith, Cade-MS	18	
10. Carter Holton-VU	19	
Andrew Lindsey-UT	19	
12. Austin Strickland-UK	20	
Zack Lee-UK	20	
14. Charlie Goldstein-UG	21	
15. Darren Williams-UK	22	

Earned runs allowed		
1. Jacob McNairy-UA	8	
Christian Herberholz-AU	8	
3. Hunter Owen-VU	13	
4. Garrett McMillan-UA	14	
5. Andrew Lindsey-UT	15	
Hagen Smith-AR	15	
Paul Skenes-LS	15	
8. Austin Troesser-MO	16	
Evan Aschenbeck-AM	16	
10. Carter Holton-VU	18	
Smith, Cade-MS	18	
12. Matthew Becker-SC	19	
Zack Lee-UK	19	
Austin Strickland-UK	19	
Charlie Goldstein-UG	19	

Walks allowed		
1. James Hicks-SC	7	
2. Hunter Owen-VU	8	
3. Devin Futrell-VU	9	
4. Jacob McNairy-UA	10	
5. Austin Troesser-MO	11	
Chase Burns-UT	11	
Austin Strickland-UK	11	
Andrew Lindsey-UT	11	
Paul Skenes-LS	11	
10. Garrett McMillan-UA	12	
Evan Aschenbeck-AM	12	
Charlie Goldstein-UG	12	
13. Matthew Becker-SC	15	
Christian Herberholz-AU	15	
Drew Beam-UT	15	

Doubles allowed		
1. Tyler Bosma-UK	3	
Smith, Cade-MS	3	
JT Quinn-UM	3	
Chandler Murphy-MO	3	
5. Carter Holton-VU	4	
Austin Strickland-UK	4	
Hagen Smith-AR	4	
Hunter Owen-VU	4	
Garrett McMillan-UA	4	
Evan Aschenbeck-AM	4	
Luke Holman-UA	4	
12. Jacob McNairy-UA	5	
13. Andrew Lindsey-UT	6	
Tanner Bauman-AU	6	
Cijntje, Jurrangelo-MS	6	

**Triples allowed**

1. Devin Futrell-VU	0
Hurston Waldrep-UF	0
Jack Mahoney-SC	0
Paul Skenes-LS	0
Brandon Sproat-UF	0
Ty Floyd-LS	0
Charlie Goldstein-UG	0
Austin Troesser-MO	0
Jack Dougherty-UM	0
Tommy Vail-AU	0
Smith, Cade-MS	0
Liam Sullivan-UG	0
Chandler Murphy-MO	0
Christian Herberholz-AU	0
Carter Holton-VU	0

**Home runs allowed**

1. Evan Aschenbeck-AM	2
Jacob McNairy-UA	2
Christian Herberholz-AU	2
4. Carter Holton-VU	3
Tommy Vail-AU	3
6. Austin Strickland-UK	4
Darren Williams-UK	4
Hunter Owen-VU	4
Garrett McMillan-UA	4
Andrew Lindsey-UT	4
11. Hagen Smith-AR	5
Jac Caglianone-UF	5
Austin Troesser-MO	5
Tanner Bauman-AU	5
15. Paul Skenes-LS	6



**2023 SEC Baseball  
SEC Fielding Leaders (as of May 20, 2023)  
(SEC games only)**

Hitting minimums - 75% of Games  
Pitching minimums - 1 Games 1.0 IP/Game

Fielding pct	
1. Devin Burkes-UK	1.000
Parker Rowland-AR	1.000
Brady Slavens-AR	1.000
Drew Williamson-UA	1.000
Hancock, Luke-MS	1.000
Cooper McMurray-AU	1.000
Will David-UG	1.000
Enrique Bradfield Jr-VU	1.000
Luke Heyman-UF	1.000
Ben Anderson-UG	1.000
Dylan Crews-LS	1.000
Jackson Gray-UK	1.000
Tommy Seidl-UA	1.000
Clark, Kellum-MS	1.000
Ryan Waldschmidt-UK	1.000

Chances	
1. BT Riopelle-UF	309
2. Calvin Harris-UM	291
3. Devin Burkes-UK	259
4. Hank Zeisler-MO	246
Parker Rowland-AR	246
6. Hunter Gilliam-UK	241
7. Cole Messina-SC	237
8. Highfill, Ross-MS	236
9. Jack Moss-AM	228
10. Brady Slavens-AR	227
Drew Williamson-UA	227
12. Blake Burke-UT	223
13. Nate Larue-AU	215
14. Jack Bulger-VU	203
15. 2 tied at.....	201

Putouts	
1. BT Riopelle-UF	286
2. Calvin Harris-UM	275
3. Devin Burkes-UK	241
4. Hank Zeisler-MO	231
5. Hunter Gilliam-UK	224
6. Parker Rowland-AR	222
7. Drew Williamson-UA	220
8. Jack Moss-AM	219
Cole Messina-SC	219
10. Brady Slavens-AR	217
11. Highfill, Ross-MS	212
12. Blake Burke-UT	202
13. Nate Larue-AU	198
14. Jack Bulger-VU	197
15. Hancock, Luke-MS	191

Assists	
1. Hunter Haas-AM	86
2. Emilien Pitre-UK	81
3. Grant Smith-UK	75
Jim Jarvis-UA	75
5. Cole Foster-AU	69
6. Ed Johnson-UA	67
7. Jacob Gonzalez-UM	66
8. Mason LaPlante-UG	63
Josh Rivera-UF	63
10. Maui Ahuna-UT	62
John Bolton-AR	62
12. Peyton Stovall-AR	61
Christian Moore-UT	61
14. Matt Garcia-MO	60
15. Peyton Chatagnier-UM	59

Fielding double plays	
1. Hunter Gilliam-UK	25
2. Brady Slavens-AR	24
3. Emilien Pitre-UK	22
Drew Williamson-UA	22
5. Jim Jarvis-UA	20
6. Cooper McMurray-AU	18
7. Mason LaPlante-UG	17
Parker Noland-VU	17
Grant Smith-UK	17
Anthony Calarco-UM	17
John Bolton-AR	17
Jack Moss-AM	17
13. 5 tied at.....	16

Passed balls	
1. Highfill, Ross-MS	9
2. Devin Burkes-UK	7
BT Riopelle-UF	7
Nate Larue-AU	7
5. Calvin Harris-UM	5
6. Mac Guscette-UA	4
Jack Bulger-VU	4
Jared Dickey-UT	4
9. Brady Neal-LS	3
10. Hank Bard-AM	2
Hayden Travinski-LS	2
Cal Stark-UT	2
Cole Messina-SC	2
14. 13 tied at.....	1

Catchers interference	
1. BT Riopelle-UF	2
2. Dylan Leach-MO	1

Steal attempts against	
1. Calvin Harris-UM	42
2. Cal Stark-UT	37
3. Highfill, Ross-MS	26
Dylan Leach-MO	26
5. Parker Rowland-AR	24
6. Devin Burkes-UK	22
7. Tre Morris-MO	20
8. Fernando Gonzalez-UG	19
Mac Guscette-UA	19
10. Hank Bard-AM	17
BT Riopelle-UF	17
12. Jack Bulger-VU	16
13. Dominic Tamez-UA	15
Nate Larue-AU	15
15. 2 tied at.....	14

Stolen bases against	
1. Calvin Harris-UM	37
2. Cal Stark-UT	32
3. Dylan Leach-MO	23
4. Highfill, Ross-MS	21
5. Parker Rowland-AR	18
6. Devin Burkes-UK	17
Tre Morris-MO	17
8. Hank Bard-AM	15
BT Riopelle-UF	15
Fernando Gonzalez-UG	15
11. Mac Guscette-UA	14
Jack Bulger-VU	14
13. Chase Dollander-UT	13
14. Charlie Taylor-UT	12
Dominic Tamez-UA	12

Caught stealing by	
1. Parker Rowland-AR	6
2. Highfill, Ross-MS	5
Calvin Harris-UM	5
Devin Burkes-UK	5
Mac Guscette-UA	5
Cal Stark-UT	5
Nate Larue-AU	5
8. Fernando Gonzalez-UG	4
Cole Messina-SC	4
10. Dylan Leach-MO	3
Xavier Rivas-UM	3
Will McEntire-AR	3
Dominic Tamez-UA	3
Tre Morris-MO	3
Christian Herberholz-AU	3

Errors	
1. Tommy White-LS	9
Forsythe, Lane-MS	9
3. Jordan Thompson-LS	8
Blake Burke-UT	8
Talmadge LeCroy-SC	8
Peyton Chatagnier-UM	8
7. Jase Felker-UK	7
Rj Austin-VU	7
Bryson Ware-AU	7
Luke Mann-MO	7
Alford, Slate-MS	7
12. Christian Moore-UT	6
13. Maui Ahuna-UT	5
BT Riopelle-UF	5
Jacob Gonzalez-UM	5



**2023 SEC Baseball**  
**Game Highs for SEC (as of May 20, 2023)**  
**(SEC games only)**

TEAM GAME HIGHS

Batting

At bats:	48	-	Alabama (vs Arkansas, Mar 31, 2023)
Runs scored:	26	-	Vanderbilt (vs Mississippi State, Mar 24, 2023)
Hits:	22	-	Alabama (vs Arkansas, Mar 31, 2023)
RBI's:	26	-	Vanderbilt (vs Mississippi State, Mar 24, 2023)
Doubles:	7	-	LSU (vs Tennessee, Mar 31, 2023)
Triples:	2	-	(4 times )
Home runs:	6	-	(4 times )
Total bases:	39	-	Ole Miss (vs Missouri, May 06, 2023)
Walks:	18	-	Tennessee (vs Florida, Apr 08, 2023)
Strikeouts:	19	-	Vanderbilt (vs Tennessee, Apr 21, 2023)
Sac hits:	4	-	Kentucky (vs Texas A&M, Apr 22, 2023)
Sac flies:	4	-	Alabama (vs LSU, Apr 30, 2023)
Stolen bases:	7	-	Kentucky (vs Mississippi State, Mar 18, 2023)
Caught stealing:	2	-	Tennessee (vs South Carolina, May 19, 2023)
	2	-	Arkansas (vs Georgia, Apr 21, 2023)
	2	-	Tennessee (vs Texas A&M, Mar 24, 2023)
Hit by pitch:	5	-	(5 times )
Runners LOB:	16	-	Missouri (vs Kentucky, Apr 02, 2023)
	16	-	Texas A&M (vs Mississippi State, May 18, 2023)
	16	-	Tennessee (vs Kentucky, May 14, 2023)
Hit into DP:	5	-	Auburn (vs Alabama, Apr 15, 2023)

Fielding

Putouts:	36	-	(6 times )
Assists:	17	-	Texas A&M (vs Florida, May 05, 2023)
Errors:	4	-	(6 times )
Passed balls:	2	-	(7 times )
DPs turned:	5	-	Alabama (vs Auburn, Apr 15, 2023)

Pitching

Innings pitched:	12.0	-	(6 times )
Strikeouts:	19	-	Tennessee (vs Vanderbilt, Apr 21, 2023)
Hits allowed:	1	-	Florida (vs Alabama, Mar 16, 2023)
	1	-	Missouri (vs Tennessee, Mar 19, 2023)
Wild pitches:	4	-	(9 times )
Hit batters:	5	-	(5 times )



**2023 SEC Baseball**  
**Game Highs for SEC (as of May 20, 2023)**  
**(SEC games only)**

GAME HIGHS (BOTH TEAMS)

Batting

At bats:	91	-	LSU vs Georgia (May 18, 2023)
Runs scored:	34	-	Ole Miss vs Missouri (May 06, 2023)
Hits:	32	-	Tennessee vs LSU (Apr 01, 2023)
	32	-	Georgia vs Auburn (Mar 25, 2023)
RBI:	34	-	Ole Miss vs Missouri (May 06, 2023)
Doubles:	10	-	Florida vs Kentucky (May 18, 2023)
Triples:	3	-	Mississippi State vs Kentucky (Mar 19, 2023)
Home runs:	12	-	Ole Miss vs Missouri (May 06, 2023)
Total bases:	74	-	Ole Miss vs Missouri (May 06, 2023)
Walks:	23	-	Texas A&M vs Mississippi State (May 18, 2023)
Strikeouts:	34	-	Vanderbilt vs Tennessee (Apr 21, 2023)
Sac hits:	4	-	Texas A&M vs Kentucky (Apr 22, 2023)
Sac flies:	5	-	Alabama vs LSU (Apr 30, 2023)
Stolen bases:	8	-	Ole Miss vs Texas A&M (Apr 01, 2023)
Caught stealing:	3	-	Tennessee vs South Carolina (May 19, 2023)
Hit by pitch:	8	-	Kentucky vs LSU (Apr 14, 2023)
Runners LOB:	26	-	LSU vs Texas A&M (Mar 18, 2023)
Hit into DP:	7	-	Auburn vs Alabama (Apr 15, 2023)

Fielding

Putouts:	72	-	Kentucky vs Alabama (Mar 24, 2023)
	72	-	LSU vs Georgia (May 18, 2023)
Assists:	26	-	Georgia vs Auburn (Mar 23, 2023)
	26	-	Tennessee vs Georgia (May 05, 2023)
	26	-	Arkansas vs Mississippi State (May 07, 2023)
Errors:	6	-	Alabama vs Missouri (Apr 21, 2023)
Passed balls:	3	-	Florida vs Tennessee (Apr 07, 2023)
DPs turned:	7	-	Auburn vs Alabama (Apr 15, 2023)

Pitching

Innings pitched:	24.0	-	Kentucky vs Alabama (Mar 24, 2023)
	24.0	-	LSU vs Georgia (May 18, 2023)
Runs allowed:	3	-	(6 times )
Earned runs:	2	-	Mississippi State vs Auburn (Apr 21, 2023)
Walks allowed:	1	-	Tennessee vs South Carolina (May 20, 2023)
	1	-	South Carolina vs Arkansas (May 14, 2023)
Strikeouts:	34	-	Vanderbilt vs Tennessee (Apr 21, 2023)
Hits allowed:	4	-	Alabama vs Florida (Mar 16, 2023)
Wild pitches:	5	-	(7 times )
Hit batters:	8	-	Kentucky vs LSU (Apr 14, 2023)





**2023 SEC Baseball**  
**Game Highs for SEC (as of May 20, 2023)**  
**(SEC games only)**

INDIVIDUAL GAME HIGHS

Batting

At bats:	7	-	Crews, LSU (vs Georgia, May 18, 2023)
Runs scored:	5	-	Langford, Florida (vs Auburn, Apr 02, 2023)
Hits:	5	-	Harber, Georgia (vs Auburn, Mar 25, 2023)
	5	-	Noland, Vanderbilt (vs Mississippi State, Mar 24, 2023)
	5	-	Pinckney, Alabama (vs LSU, Apr 28, 2023)
RBIs:	11	-	Noland, Vanderbilt (vs Mississippi State, Mar 24, 2023)
Doubles:	3	-	K. Howell, Auburn (vs Ole Miss, May 12, 2023)
	3	-	Braswell, South Carolina (vs Florida, Apr 20, 2023)
Triples:	2	-	K. Howell, Auburn (vs LSU, May 07, 2023)
Home runs:	4	-	C. Harris, Ole Miss (vs Missouri, May 06, 2023)
Total bases:	16	-	C. Harris, Ole Miss (vs Missouri, May 06, 2023)
Walks:	4	-	(5 times )
Strikeouts:	4	-	(16 times )
Sac hits:	2	-	(5 times )
Sac flies:	2	-	Tamez, Alabama (vs LSU, Apr 30, 2023)
	2	-	J. Rivera, Florida (vs Georgia, Apr 14, 2023)
	2	-	Diggs, Arkansas (vs Texas A&M, Apr 29, 2023)
Stolen bases:	4	-	LaPlante, Georgia (vs Tennessee, May 06, 2023)
Caught stealing:	1	-	(86 times )
Hit by pitch:	3	-	(5 times )
Runners LOB:	8	-	Highfill, Mississippi State (vs South Carolina, Mar 31, 2023)

Fielding

Putouts:	18	-	Riopelle, Florida (vs Tennessee, Apr 06, 2023)
Assists:	9	-	Wimmer, South Carolina (vs Mississippi State, Apr 01, 2023)
	9	-	M. Ahuna, Tennessee (vs Vanderbilt, Apr 23, 2023)
Errors:	3	-	LeCroy, South Carolina (vs Vanderbilt, Apr 15, 2023)
Passed balls:	2	-	(7 times )

Pitching

Innings pitched:	9.0	-	Hollan, Arkansas (vs South Carolina, May 14, 2023)
	9.0	-	Sproat, Florida (vs Alabama, Mar 16, 2023)
	9.0	-	Owen, Vanderbilt (vs Ole Miss, Mar 17, 2023)
Strikeouts:	15	-	Skenes, LSU (vs Auburn, May 05, 2023)
Wild pitches:	4	-	Smith, Mississippi State (vs Tennessee, Apr 27, 2023)
	4	-	Wood, Arkansas (vs Tennessee, Apr 15, 2023)
Hit batters:	4	-	(5 times )



**2023 SEC Baseball**  
**SEC Batting Analysis (as of May 20, 2023)**  
**(SEC games only Sorted by Player Name)**

Player	vs left			vs right			w/runners			w/bases empty			w/bases loaded			as leadoff			fly	gnd	fly/
	h	ab	avg	h	ab	avg	h	ab	avg	h	ab	avg	h	ab	avg	rch	ops	pct	out	out	gnd
Alabama	96	356	.270	175	664	.264	130	462	.281	141	558	.253	14	51	.275	92	260	.354	267	220	1.2
Arkansas	80	307	.261	167	657	.254	132	462	.286	115	502	.229	16	39	.410	108	254	.425	248	188	1.3
Auburn	77	265	.291	203	762	.266	138	480	.288	142	547	.260	11	32	.344	98	262	.374	254	218	1.2
Florida	77	324	.238	184	652	.282	125	428	.292	136	548	.248	12	31	.387	95	256	.371	251	209	1.2
Georgia	81	291	.278	190	715	.266	120	452	.265	151	554	.273	12	32	.375	97	257	.377	247	234	1.1
Kentucky	96	356	.270	176	609	.289	138	488	.283	134	477	.281	14	35	.400	108	259	.417	248	224	1.1
LSU	89	316	.282	193	692	.279	151	537	.281	131	471	.278	25	65	.385	107	253	.423	285	187	1.5
Mississippi State	92	360	.256	170	626	.272	122	452	.270	140	534	.262	5	28	.179	92	259	.355	220	261	0.8
Missouri	73	333	.219	157	618	.254	119	425	.280	111	526	.211	7	39	.179	95	253	.375	248	198	1.3
Ole Miss	96	410	.234	159	594	.268	122	475	.257	133	529	.251	6	18	.333	89	262	.340	290	227	1.3
South Carolina	62	259	.239	171	669	.256	120	433	.277	113	495	.228	15	36	.417	96	246	.390	208	184	1.1
Tennessee	83	312	.266	183	670	.273	136	486	.280	130	496	.262	8	38	.211	97	253	.383	241	190	1.3
Texas A&M	69	251	.275	199	742	.268	130	496	.262	138	497	.278	12	48	.250	105	261	.402	275	180	1.5
Vanderbilt	72	226	.319	212	784	.270	153	459	.333	131	551	.238	15	43	.349	90	258	.349	257	228	1.1
Totals	1143	436	.262	2539	945	.269	1836	653	.281	1846	728	.253	172	535	.321	1369	359	.381	3539	2948	1.2

Player	pinch hitting			w/runners in scoring pos			w/runner on 3rd and LT 2 out			with 2 outs			success adv runners			2- rnrns		rch	rch	kl	
	h	ab	avg	h	ab	avg	rbi	ops	pct	h	ab	avg	adv	ops	pct	rbi	w/out	lob	err	fc	kl
Alabama	1	9	.111	80	277	.289	38	71	.535	86	335	.257	265	549	.483	68	61	244	17	25	73
Arkansas	2	11	.182	79	299	.264	43	74	.581	73	309	.236	251	544	.461	66	75	210	15	14	98
Auburn	6	25	.240	82	297	.276	43	70	.614	84	332	.253	262	560	.468	71	54	219	15	26	82
Florida	5	14	.357	73	236	.309	48	65	.738	80	317	.252	232	494	.470	72	75	192	10	24	47
Georgia	1	10	.100	70	274	.255	43	71	.606	59	305	.193	224	510	.439	41	56	207	11	37	65
Kentucky	1	10	.100	85	308	.276	67	93	.720	79	319	.248	288	588	.490	53	102	231	10	30	67
LSU	3	12	.250	86	307	.280	54	85	.635	91	326	.279	311	643	.484	85	80	263	23	20	61
Mississippi State	5	21	.238	76	290	.262	31	58	.534	86	323	.266	230	507	.454	73	65	216	13	30	68
Missouri	2	20	.100	64	240	.267	35	63	.556	69	307	.225	237	496	.478	48	64	202	13	16	83
Ole Miss	10	29	.345	68	264	.258	35	53	.660	66	313	.211	207	516	.401	49	69	206	12	18	59
South Carolina	3	16	.188	71	274	.259	34	60	.567	70	296	.236	247	529	.467	69	47	210	11	19	88
Tennessee	7	28	.250	81	289	.280	34	60	.567	80	314	.255	256	563	.455	72	48	236	9	24	61
Texas A&M	4	16	.250	78	299	.261	51	85	.600	78	310	.252	274	591	.464	64	66	244	15	20	86
Vanderbilt	3	9	.333	92	292	.315	53	82	.646	92	335	.275	267	528	.506	65	81	211	20	9	50
Totals	53	230	.230	1085	394	.275	609	990	.615	1093	444	.246	3551	761	.466	896	943	3184	194	312	988

Success Advancing Runners = percentage of times the batter advanced at least one runner during a plate appearance  
 #Rnr Adv w/Out = TOTAL number of runners advanced when the player made an out



**2023 SEC Baseball**  
**SEC Pitching Analysis (as of May 20, 2023)**  
**(SEC games only Sorted by Player Name)**

Player	vs left			vs right			w/runners			w/bases empty			vs leadoff		with 2 outs			fly	gnd	fly/		
	h	ab	avg	h	ab	avg	h	ab	avg	h	ab	avg	rch	ops	pct	h	ab	avg	out	out	gnd	gdp
Alabama	93	449	.207	128	504	.254	104	420	.248	117	533	.220	97	260	.373	68	308	.221	273	211	1.3	20
Arkansas	108	435	.248	140	548	.255	115	437	.263	133	546	.244	88	261	.337	66	310	.213	246	222	1.1	22
Auburn	127	456	.279	151	558	.271	154	525	.293	124	489	.254	106	261	.406	93	333	.279	302	191	1.6	18
Florida	93	415	.224	138	553	.250	116	466	.249	115	502	.229	96	257	.374	69	316	.218	217	228	1.0	13
Georgia	121	432	.280	167	570	.293	142	487	.292	146	515	.283	99	258	.384	75	307	.244	296	199	1.5	17
Kentucky	108	413	.262	133	542	.245	118	456	.259	123	499	.246	93	256	.363	65	303	.215	238	247	1.0	24
LSU	114	451	.253	140	553	.253	133	479	.278	121	525	.230	94	256	.367	74	324	.228	265	153	1.7	8
Mississippi State	154	477	.323	164	569	.288	181	550	.329	137	496	.276	112	253	.443	104	344	.302	271	186	1.5	13
Missouri	103	405	.254	171	574	.298	134	446	.300	140	533	.263	90	249	.361	70	301	.233	240	231	1.0	10
Ole Miss	147	455	.323	164	585	.280	151	505	.299	160	535	.299	112	256	.438	88	327	.269	244	205	1.2	16
South Carolina	113	423	.267	146	532	.274	120	452	.265	139	503	.276	108	244	.443	85	322	.264	219	220	1.0	17
Tennessee	123	473	.260	124	496	.250	106	412	.257	141	557	.253	103	264	.390	70	314	.223	221	203	1.1	16
Texas A&M	118	414	.285	164	571	.287	154	501	.307	128	484	.264	101	258	.391	90	321	.280	221	251	0.9	18
Vanderbilt	98	385	.255	132	582	.227	108	399	.271	122	568	.215	70	260	.269	76	311	.244	286	201	1.4	17
Totals	1620	608	.266	2062	773	.267	1836	653	.281	1846	728	.253	1369	359	.381	1093	444	.246	3539	2948	1.2	-26

Player	ap	gs	ip/app	*h/g	*r/g	*er/g	*bb/g	*so/g	k/bb	*2b/g	*3b/g	*hr/g	*fo/g	*go/g	*bf/g	sba	att	pct
Alabama	30	30	8.64	7.67	4.96	4.62	3.82	8.92	2.3	1.11	0.00	1.49	9.47	7.32	38.63	26	34	.765
Arkansas	30	30	8.66	8.60	5.13	4.82	4.12	9.29	2.3	1.01	0.10	1.63	8.53	7.69	39.65	22	28	.786
Auburn	30	30	8.70	9.59	6.83	6.17	5.86	8.69	1.5	1.90	0.07	1.03	10.41	6.59	42.86	15	22	.682
Florida	30	30	8.50	8.15	6.04	5.33	5.29	10.45	2.0	1.84	0.14	1.34	7.66	8.05	41.33	17	19	.895
Georgia	30	30	8.48	10.19	7.61	7.33	5.27	8.35	1.6	1.95	0.07	2.05	10.47	7.04	43.42	27	34	.794
Kentucky	30	30	8.48	8.53	5.52	5.17	5.38	8.42	1.6	1.56	0.07	1.24	8.42	8.74	41.47	17	22	.773
LSU	29	29	8.80	8.95	6.91	6.17	4.76	11.63	2.4	1.69	0.11	1.30	9.34	5.39	41.87	18	22	.818
Mississippi State	30	30	8.33	11.45	10.62	9.54	6.91	10.08	1.5	1.91	0.18	2.63	9.76	6.70	46.87	32	38	.842
Missouri	30	30	8.17	10.07	8.08	7.38	5.18	8.74	1.7	1.87	0.15	2.31	8.82	8.49	43.13	40	49	.816
Ole Miss	30	30	8.46	11.03	8.73	7.70	5.68	9.93	1.8	1.49	0.21	2.52	8.66	7.27	44.35	37	44	.841
South Carolina	29	29	8.41	9.55	6.16	5.24	3.98	9.55	2.4	2.03	0.15	1.59	8.08	8.11	40.87	19	26	.731
Tennessee	30	30	8.30	8.93	5.93	4.84	3.18	10.48	3.3	1.99	0.18	1.66	7.99	7.34	39.76	52	58	.897
Texas A&M	30	30	8.54	9.90	7.83	7.37	6.07	9.27	1.5	1.86	0.18	1.33	7.76	8.81	43.15	24	31	.774
Vanderbilt	30	30	8.59	8.03	5.62	4.92	4.09	9.01	2.2	1.50	0.03	1.54	9.99	7.02	39.47	20	25	.800
Totals	41	41	8.50	9.32	6.84	6.18	4.97	9.48	1.9	1.69	0.12	1.69	8.96	7.46	41.91	366	45	.810

\* = average based on 9-inning game



**2023 SEC Baseball**  
**Unknown Statistics as of May 20, 2023**  
**(SEC games only)**

Team Batting		g	avg	ob%	slg%	ab	r	h	2b	3b	hr	rbi	bb	so	sb	cs	sh	sf
1. Kentucky		30	.282	.397	.442	965	201	272	54	7	29	178	143	252	53	13	32	12
2. Vanderbilt		30	.281	.373	.458	1010	204	284	52	2	41	186	121	247	35	6	11	11
3. LSU		29	.280	.412	.517	1008	236	282	46	5	61	225	175	249	13	3	6	12
4. Auburn		30	.273	.371	.473	1027	205	280	48	4	50	189	129	282	23	6	9	11
5. Tennessee		30	.271	.388	.479	982	197	266	50	2	50	186	158	286	12	7	5	6
6. Texas A&M		30	.270	.391	.476	993	208	268	43	3	52	190	183	278	46	8	2	18
7. Georgia		30	.269	.349	.481	1006	174	271	49	1	54	166	114	260	14	3	12	8
8. Florida		30	.267	.366	.504	976	204	261	49	4	58	194	126	265	32	7	6	13
9. Mississippi State		30	.266	.366	.486	986	182	262	52	3	53	165	144	253	25	4	11	8
10. Alabama		30	.266	.374	.455	1020	191	271	39	2	50	177	153	262	21	7	8	9
11. Arkansas		30	.256	.366	.433	964	195	247	45	4	39	179	143	291	28	9	13	15
12. Ole Miss		30	.254	.335	.419	1004	151	255	54	2	36	140	104	230	21	3	0	12
13. South Carolina		29	.251	.374	.453	928	182	233	44	1	47	174	147	314	20	3	14	6
14. Missouri		30	.242	.353	.444	951	173	230	42	6	46	160	124	277	23	7	3	11

Team Pitching		g	era	bavg	w-l	ip	h	r	er	bb	so	cg	hr	sho	sv	bb/9	so/9
1. Alabama		30	4.62	.232	16-14	259.1	221	143	133	110	257	0	43	1	8	3.82	8.92
2. Arkansas		30	4.82	.252	20-10	259.2	248	148	139	119	268	1	47	1	11	4.12	9.29
3. Tennessee		30	4.84	.255	16-14	249.0	247	164	134	88	290	2	46	1	1	3.18	10.48
4. Vanderbilt		30	4.92	.238	19-11	257.2	230	161	141	117	258	1	44	3	5	4.09	9.01
5. Kentucky		30	5.17	.252	16-14	254.1	241	156	146	152	238	0	35	2	5	5.38	8.42
6. South Carolina		29	5.24	.271	16-13	244.0	259	167	142	108	259	1	43	0	6	3.98	9.55
7. Florida		30	5.33	.239	20-10	255.0	231	171	151	150	296	2	38	2	8	5.29	10.45
8. LSU		29	6.17	.253	19-10	255.1	254	196	175	135	330	1	37	2	7	4.76	11.63
9. Auburn		30	6.17	.274	17-13	261.0	278	198	179	170	252	0	30	1	6	5.86	8.69
10. Georgia		30	7.33	.287	11-19	254.1	288	215	207	149	236	1	58	1	6	5.27	8.35
11. Texas A&M		30	7.37	.286	14-16	256.1	282	223	210	173	264	0	38	0	5	6.07	9.27
12. Missouri		30	7.38	.280	10-20	245.0	274	220	201	141	238	0	63	0	1	5.18	8.74
13. Ole Miss		30	7.70	.299	6-24	253.2	311	246	217	160	280	0	71	0	2	5.68	9.93
14. Mississippi State		30	9.54	.304	9-21	250.0	318	295	265	192	280	0	73	0	2	6.91	10.08

Individual Batting		Min 2.5 AB/Team game																	
	cl	g	avg	ob%	slg%	ab	r	h	2b	3b	hr	rbi	bb	so	sb	cs	sh	sf	
1. Dylan Crews-LS	JR	29	.405	.545	.685	111	36	45	5	1	8	30	27	22	3	0	0	0	
2. Jackson Gray-UK	SR	30	.373	.507	.591	110	39	41	9	3	3	13	20	29	11	4	3	0	
3. Jared Dickey-UT	SO	28	.369	.432	.577	111	22	41	3	1	6	23	10	14	4	0	0	1	
4. Jack Moss-AM	JR	30	.369	.466	.525	122	27	45	7	0	4	16	22	23	1	1	0	2	
5. Tommy White-LS	SO	29	.361	.413	.705	122	26	44	12	0	10	46	10	18	0	0	0	3	
6. Ethan Petry-SC	FR	29	.359	.461	.767	103	22	37	3	0	13	42	13	34	3	0	0	3	
7. Kemp Alderman-UM	JR	30	.352	.402	.623	122	18	43	9	0	8	23	10	27	2	1	0	0	
8. Wyatt Langford-UF	JR	27	.350	.484	.720	100	29	35	10	0	9	20	25	26	4	0	0	0	
9. Caleb Cali-AR	JR	26	.340	.438	.596	94	22	32	6	0	6	25	16	18	2	0	0	1	
10. Jace Lavolette-AM	FR	30	.340	.459	.835	103	31	35	5	2	14	36	24	31	11	1	0	4	

Individual Pitching		Min 1.0 IP/Team game																	
	cl	g	era	bavg	w-l	ip	h	r	er	bb	so	cg	hr	sho	sv	bb/9	so/9		
1. Paul Skenes-LS	JR	10	2.15	.183	6-1	62.2	42	17	15	11	116	1	6	0	0	1.58	16.66		
2. Jacob McNairy-UA	SR	6	2.25	.214	1-0	32.0	25	9	8	10	37	0	2	0	0	2.81	10.41		
3. Christian Herberholz-AU	JR	10	2.30	.234	1-1	31.1	26	10	8	15	27	0	2	0	0	4.31	7.76		
4. Andrew Lindsey-UT	SR	11	2.96	.227	2-1	45.2	39	19	15	11	42	0	4	0	0	2.17	8.28		
5. Hagen Smith-AR	SO	11	3.07	.201	5-1	44.0	31	16	15	23	65	0	5	0	2	4.70	13.30		
6. Hunter Owen-VU	JR	6	3.13	.200	3-0	37.1	27	15	13	8	43	1	4	1	0	1.93	10.37		
7. Evan Aschenbeck-AM	JR	14	3.69	.230	5-1	39.0	32	17	16	12	43	0	2	0	1	2.77	9.92		
8. Devin Futrell-VU	SO	10	3.72	.235	3-2	58.0	52	29	24	9	47	0	11	0	0	1.40	7.29		
9. Garrett McMillan-UA	SR	8	3.90	.231	3-2	32.1	27	15	14	12	26	0	4	0	0	3.34	7.24		
10. Jack Mahoney-SC	JR	10	4.04	.259	4-2	49.0	49	28	22	19	46	0	8	0	0	3.49	8.45		



**2023 SEC Baseball**  
**Unknown Statistics as of May 20, 2023**  
**(SEC games only)**

<b>HITS</b>					<b>RUNS SCORED</b>							
1. Jack Moss-AM	JR	30	45	1.50	1. Jackson Gray-UK	SR	30	39	1.30			
Dylan Crews-LS	JR	29	45	1.55	2. Bryson Ware-AU	SR	30	38	1.27			
3. Tommy White-LS	SO	29	44	1.52	3. Dylan Crews-LS	JR	29	36	1.24			
4. Kemp Alderman-UM	JR	30	43	1.43	4. Jim Jarvis-UA	SR	30	34	1.13			
5. Jared Dickey-UT	SO	28	41	1.46	5. Charlie Condon-UG	FR	30	33	1.10			
Jackson Gray-UK	SR	30	41	1.37	Enrique Bradfield Jr-VU	JR	30	33	1.10			
7. Bryson Ware-AU	SR	30	40	1.33	7. Cade Kurland-UF	FR	30	32	1.07			
8. Jim Jarvis-UA	SR	30	39	1.30	Gavin Dugas-LS	SR	27	32	1.19			
9. Hunter Haas-AM	JR	30	38	1.27	9. Jace Laviolette-AM	FR	30	31	1.03			
Charlie Condon-UG	FR	30	38	1.27	Tre' Morgan-LS	JR	29	31	1.07			
<b>HOME RUNS</b>					<b>DOUBLES</b>							
1. Charlie Condon-UG	FR	30	16	.53	1. Tommy White-LS	SO	29	12	.41			
2. Jace Laviolette-AM	FR	30	14	.47	2. Jacob Gonzalez-UM	JR	30	11	.37			
Luke Mann-MO	SR	30	14	.47	Maui Ahuna-UT	JR	26	11	.42			
4. Hines, Hunter-MS	SO	30	13	.43	4. Larry, Amani-MS	JR	30	10	.33			
Ethan Petry-SC	FR	29	13	.45	Jonathan Vastine-VU	SO	30	10	.33			
Jac Caglianone-UF	SO	30	13	.43	Kason Howell-AU	SR	30	10	.33			
7. Bryson Ware-AU	SR	30	12	.40	Wyatt Langford-UF	JR	27	10	.37			
8. Cooper McMurray-AU	SO	26	11	.42	6 tied with 9 double(s)							
Trevor Werner-AM	JR	28	11	.39								
Andrew Pinckney-UA	JR	30	11	.37								
<b>TRIPLES</b>					<b>RUNS BATTED IN</b>							
1. Jackson Gray-UK	SR	30	3	.10	1. Tommy White-LS	SO	29	46	1.59			
Kason Howell-AU	SR	30	3	.10	2. Ethan Petry-SC	FR	29	42	1.45			
3. Colby Halter-UF	JR	26	2	.08	3. Rj Schreck-VU	SR	30	37	1.23			
Jace Laviolette-AM	FR	30	2	.07	4. Jace Laviolette-AM	FR	30	36	1.20			
Jase Felker-UK	SR	30	2	.07	5. Jac Caglianone-UF	SO	30	35	1.17			
Tre Morris-MO	SR	18	2	.11	Cooper McMurray-AU	SO	26	35	1.35			
Brady Slavens-AR	SR	30	2	.07	7. Andrew Pinckney-UA	JR	30	34	1.13			
30 tied with 1 triple(s)					8. Kendall Diggs-AR	SO	30	33	1.10			
					Luke Mann-MO	SR	30	33	1.10			
					10. Trevor Werner-AM	JR	28	32	1.14			
<b>STOLEN BASES</b>					<b>TOTAL BASES</b>							
1. Enrique Bradfield Jr-VU	JR	30	17	.57	1. Charlie Condon-UG	FR	30	90	3.00			
2. Emilien Pitre-UK	SO	30	13	.43	2. Jace Laviolette-AM	FR	30	86	2.87			
3. Jace Laviolette-AM	FR	30	11	.37	Tommy White-LS	SO	29	86	2.97			
Jase Felker-UK	SR	30	11	.37	4. Bryson Ware-AU	SR	30	80	2.67			
Jackson Gray-UK	SR	30	11	.37	Jac Caglianone-UF	SO	30	80	2.67			
6. Ryan Waldschmidt-UK	SO	30	10	.33	6. Ethan Petry-SC	FR	29	79	2.72			
Mershon, David-MS	FR	21	10	.48	7. Luke Mann-MO	SR	30	76	2.53			
8. Ty Wilmsmeyer-MO	SR	30	9	.30	Dylan Crews-LS	JR	29	76	2.62			
9. TJ McCants-UM	JR	26	8	.31	Kemp Alderman-UM	JR	30	76	2.53			
Josh Rivera-UF	JR	29	8	.28	10. Hines, Hunter-MS	SO	30	75	2.50			
<b>WALKS</b>					<b>ON BASE PERCENTAGE</b>							
1. Dylan Crews-LS	JR	29	27	.93	1. Dylan Crews-LS	JR	111	45	27	7	0	.545
2. Kendall Diggs-AR	SO	30	26	.87	2. Jackson Gray-UK	SR	110	41	20	10	0	.507
3. BT Riopelle-UF	SR	30	25	.83	3. Wyatt Langford-UF	JR	100	35	25	1	0	.484
Cooper McMurray-AU	SO	26	25	.96	4. Cooper McMurray-AU	SO	84	26	25	2	2	.469
Wyatt Langford-UF	JR	27	25	.93	5. Emilien Pitre-UK	SO	107	34	23	7	0	.467
6. Jace Laviolette-AM	FR	30	24	.80	6. Jack Moss-AM	JR	122	45	22	2	2	.466
Austin Bost-AM	SR	30	24	.80	7. Rj Schreck-VU	SR	106	36	19	9	4	.464
8. Emilien Pitre-UK	SO	30	23	.77	8. Ethan Petry-SC	FR	103	37	13	9	3	.461
Enrique Bradfield Jr-VU	JR	30	23	.77	9. Jace Laviolette-AM	FR	103	35	24	2	4	.459
3 tied with 22 walk(s)					10. Enrique Bradfield Jr-VU	JR	108	33	23	6	1	.449
<b>SLUGGING PERCENTAGE</b>												
1. Jace Laviolette-AM	FR	103	35	5	2	14	.835					
2. Charlie Condon-UG	FR	112	38	4	0	16	.804					
3. Ethan Petry-SC	FR	103	37	3	0	13	.767					
4. Cooper McMurray-AU	SO	84	26	4	0	11	.750					
5. Wyatt Langford-UF	JR	100	35	10	0	9	.720					
6. Tommy White-LS	SO	122	44	12	0	10	.705					
7. Luke Mann-MO	SR	108	29	5	0	14	.704					
8. Dylan Crews-LS	JR	111	45	5	1	8	.685					
9. Jac Caglianone-UF	SO	117	35	4	1	13	.684					
10. Griffin Merritt-UT	SR	82	23	6	0	9	.683					



**2023 SEC Baseball  
Unknown Statistics as of May 20, 2023  
(SEC games only)**

**WINS**

1.	Paul Skenes-LS	JR	10	6	6-1
2.	Ryan Slater-UF	SO	11	5	5-0
	Hagen Smith-AR	SO	11	5	5-1
	Evan Aschenbeck-AM	JR	14	5	5-1
8 tied with 4 victory(s)					

<b>CI</b>	<b>G</b>	<b>Wins</b>	<b>W-L</b>
JR	10	6	6-1
SO	11	5	5-0
SO	11	5	5-1
JR	14	5	5-1

**INNINGS PITCHED**

1.	Paul Skenes-LS	JR	10	62.2	6.27
2.	Devin Futrell-VU	SO	10	58.0	5.80
3.	Brandon Sproat-UF	JR	10	57.1	5.73
4.	Chandler Murphy-MO	SR	10	53.1	5.33
5.	Chase Dollander-UT	JR	10	51.2	5.17
	Hurston Waldrep-UF	JR	10	51.2	5.17
	Hunter Hollan-AR	JR	10	51.2	5.17
8.	Will McEntire-AR	JR	11	51.1	4.67
9.	Ty Floyd-LS	JR	10	50.0	5.00
10.	Xavier Rivas-UM	JR	10	49.2	4.97

<b>CI</b>	<b>G</b>	<b>IP</b>	<b>IP/G</b>
JR	10	62.2	6.27
SO	10	58.0	5.80
JR	10	57.1	5.73
SR	10	53.1	5.33
JR	10	51.2	5.17
JR	10	51.2	5.17
JR	10	51.2	5.17
JR	11	51.1	4.67
JR	10	50.0	5.00
JR	10	49.2	4.97

**STRIKEOUTS**

1.	Paul Skenes-LS	JR	10	116	16.66
2.	Hurston Waldrep-UF	JR	10	70	12.19
3.	Brandon Sproat-UF	JR	10	68	10.67
4.	Xavier Rivas-UM	JR	10	66	11.96
	Chase Dollander-UT	JR	10	66	11.50
6.	Hagen Smith-AR	SO	11	65	13.30
7.	Ty Floyd-LS	JR	10	55	9.90
8.	Tommy Vail-AU	SR	10	54	10.34
9.	Will McEntire-AR	JR	11	53	9.29
	Chase Burns-UT	SO	10	53	14.91

<b>CI</b>	<b>G</b>	<b>SO</b>	<b>SO/G</b>
JR	10	116	16.66
JR	10	70	12.19
JR	10	68	10.67
JR	10	66	11.96
JR	10	66	11.50
SO	11	65	13.30
JR	10	55	9.90
SR	10	54	10.34
JR	11	53	9.29
SO	10	53	14.91

**APPEARANCES**

1.	Riley Cooper-LS	JR	16	0	2	1	0
	Dalton Rhadans-UG	SR	16	0	1	1	1
3.	Hunt, KC-MS	JR	15	0	2	2	1
	Austin Troesser-MO	JR	15	3	4	2	0
	Evan Byers-UK	SO	15	0	1	0	0
9 tied with 14 appearance(s)							

<b>CI</b>	<b>App</b>	<b>GS</b>	<b>W</b>	<b>L</b>	<b>Sv</b>
JR	16	0	2	1	0
SR	16	0	1	1	1
JR	15	0	2	2	1
JR	15	3	4	2	0
SO	15	0	1	0	0

**SAVES**

1.	Alton Davis II-UA	FR	10	6
	Brandon Neely-UF	SO	14	6
3.	Gage Wood-AR	FR	12	5
	Nick Maldonado-VU	SR	12	5
5.	Leighton Finley-UG	FR	13	3
	Will Johnston-AM	JR	14	3
	Chris Veach-SC	JR	11	3
6 tied with 2 save(s)				

<b>CI</b>	<b>G</b>	<b>Saves</b>
FR	10	6
SO	14	6
FR	12	5
SR	12	5
FR	13	3
JR	14	3
JR	11	3

**GAMES STARTED**  
15 tied with 10 game(s) started

<b>CI</b>	<b>App</b>	<b>GS</b>	<b>W</b>	<b>L</b>	<b>Sv</b>
-----------	------------	-----------	----------	----------	-----------

**SHUTOUTS**

1.	Brandon Sproat-UF	JR	10	1
	Hunter Owen-VU	JR	6	1
	Liam Sullivan-UG	JR	10	1

<b>CI</b>	<b>G</b>	<b>Shutouts</b>
JR	10	1
JR	6	1
JR	10	1

**COMPLETE GAMES**

1.	Brandon Sproat-UF	JR	10	10	2	4	3
2.	Hunter Hollan-AR	JR	10	10	1	4	2
	Noah Hall-SC	SR	3	3	1	2	1
	Paul Skenes-LS	JR	10	10	1	6	1
	Drew Beam-UT	SO	10	10	1	4	4
	Chase Dollander-UT	JR	10	10	1	3	5
	Hunter Owen-VU	JR	6	6	1	3	0
	Liam Sullivan-UG	JR	10	10	1	2	2

<b>CI</b>	<b>App</b>	<b>GS</b>	<b>CG</b>	<b>W</b>	<b>L</b>
JR	10	10	2	4	3
JR	10	10	1	4	2
SR	3	3	1	2	1
JR	10	10	1	6	1
SO	10	10	1	4	4
JR	10	10	1	3	5
JR	6	6	1	3	0
JR	10	10	1	2	2

**OPP. BATTING AVERAGE**

1.	Paul Skenes-LS	JR	10	229	42	.183
2.	Luke Holman-UA	SO	8	152	29	.191
3.	Jac Caglianone-UF	SO	10	149	29	.195
4.	Hunter Owen-VU	JR	6	135	27	.200
5.	Hagen Smith-AR	SO	11	154	31	.201
6.	Brandon Sproat-UF	JR	10	212	45	.212
7.	Jacob McNairy-UA	SR	6	117	25	.214
8.	Austin Troesser-MO	JR	15	112	24	.214
9.	Tommy Vail-AU	SR	10	169	37	.219
10.	Carter Holton-VU	SO	7	107	24	.224

<b>CI</b>	<b>G</b>	<b>AB</b>	<b>H</b>	<b>Avg</b>
JR	10	229	42	.183
SO	8	152	29	.191
SO	10	149	29	.195
JR	6	135	27	.200
SO	11	154	31	.201
JR	10	212	45	.212
SR	6	117	25	.214
JR	15	112	24	.214
SR	10	169	37	.219
SO	7	107	24	.224

**Team Fielding**

1.	Kentucky	po	a	e	pct	dp	sba-att
2.	Arkansas	763	275	15	.986	27	17-22
3.	Georgia	779	259	15	.986	30	22-28
4.	Vanderbilt	763	233	17	.983	20	27-34
5.	Texas A&M	773	210	18	.982	19	20-25
6.	Alabama	769	284	20	.981	22	24-31
7.	Auburn	778	242	20	.981	23	26-34
8.	Florida	783	222	24	.977	23	15-22
9.	Ole Miss	765	233	25	.976	15	17-19
10.	South Carolina	761	229	28	.972	20	37-44
11.	LSU	732	243	30	.970	20	19-26
12.	Mississippi State	766	173	29	.970	13	18-22
13.	Missouri	750	194	33	.966	19	32-38
14.	Tennessee	735	252	36	.965	16	40-49
		747	215	37	.963	18	52-58



**2023 SEC Baseball  
Statistical Ranking Comparison  
as of May 20, 2023**

<b>Hitting/Fielding</b>	<b>Avg</b>	<b>Slug</b>	<b>OB%</b>	<b>AB</b>	<b>R</b>	<b>H</b>	<b>RBI</b>	<b>2B</b>	<b>3B</b>	<b>HR</b>	<b>TB</b>	<b>BB</b>	<b>SO</b>	<b>SB</b>
Alabama	10	9	6	3	9	5	10	14	9	6	8	4	7	9
Arkansas	11	13	10	12	8	12	8	11	4	12	14	7	13	5
Auburn	4	7	8	2	3	3	4	8	4	6	3	9	11	7
Florida	8	2	9	10	4	10	2	6	4	2	2	10	8	4
Georgia	7	4	13	5	12	5	11	6	14	3	4	13	6	12
Kentucky	1	12	2	11	6	4	9	1	1	14	11	7	3	1
LSU	3	1	1	1	1	1	1	9	3	1	1	2	5	13
Mississippi State	9	3	10	8	11	9	12	3	7	4	5	6	4	6
Missouri	14	11	12	14	13	14	13	13	2	10	12	11	9	7
Ole Miss	12	14	14	6	14	11	14	1	9	13	13	14	1	9
South Carolina	13	10	5	13	10	13	7	10	13	9	10	5	14	11
Tennessee	5	5	4	9	7	8	5	5	9	6	7	3	12	14
Texas A&M	6	6	3	7	2	7	3	12	7	5	6	1	10	2
Vanderbilt	2	8	7	4	4	2	5	3	9	11	9	12	2	3

<b>Pitching</b>	<b>ERA</b>	<b>Bavg</b>	<b>H</b>	<b>R</b>	<b>BB</b>	<b>SO</b>	<b>CG</b>	<b>Sv</b>	<b>Sho</b>	<b>Fld%</b>	<b>DP</b>	<b>A</b>	<b>SB%</b>	<b>CSB</b>
Alabama	1	1	1	1	2	10	8	2	5	6	3	6	3	2
Arkansas	2	4	5	2	5	7	3	1	5	1	1	3	6	8
Auburn	9	9	9	8	12	12	8	5	5	7	3	10	1	3
Florida	7	3	3	6	9	3	1	2	2	8	13	7	13	14
Georgia	10	12	12	10	8	14	3	5	5	3	6	7	7	3
Kentucky	5	5	4	3	10	13	8	8	2	1	2	2	4	11
LSU	8	6	7	9	6	1	3	4	2	11	14	14	10	13
Mississippi State	14	14	14	14	14	4	8	11	10	12	9	13	12	8
Missouri	12	10	11	12	7	11	8	13	10	13	12	4	9	1
Ole Miss	13	13	13	13	11	5	8	11	10	9	6	9	11	3
South Carolina	6	8	8	7	3	6	3	5	10	10	6	5	2	3
Tennessee	3	7	6	5	1	2	1	13	5	14	11	11	14	8
Texas A&M	11	11	10	11	13	8	8	8	10	5	5	1	5	3
Vanderbilt	4	2	2	4	4	9	3	8	1	4	9	12	8	11